

OVERVIEW

The SBOR Series outdoor rated motion sensor utilizes Passive Infrared (PIR) detection technology into a line voltage motion sensor. Designed to mount directly through a 1/2" knockout (7/8" hole) in a light fixture or pole, the SBOR utilizes 100% Digital Passive Infrared (PIR) technology that is tuned for walking size motion while preventing false tripping from the environment.

FEATURES

- 100% Digital PIR Detection, Excellent RF Immunity
- Up to 45 ft Mounting
- IP66 Rated for Outdoor Applications
- Self-Contained Relay, No Power Pack Needed
- No Minimum Load Requirements
- Compatible w/ LEDs, Electronic & Magnetic Ballasts, CFLs, & Incandescents
- Interchangeable Hot & Load Wires- Impossible to Wire Backwards
- Adjustable Time Delays, Max/Min Dim Levels, & Ramp Rates
- Programming Button Accessible without Opening Sensor or Removing Gaskets
- No Field Calibration or Sensitivity Adjustments Required
- Non-Volatile Settings Memory
- Convenient Test Mode
- Tested to NEMA WD 7-2011

SPECIFICATIONS

Size: Bracket Dependent
 Weight: 9.6 oz
 Mounting: 1/2" knockout (7/8" hole)
 Mounting Height: SBOR 10: 8 -15 ft (2.44-4.57 m)
 SBOR 6: 15-30 ft (4.57-9.14 m)
 Maximum Load: 800 W @ 120 VAC, 1200 W @ 277 VAC, 1000 W @ 208 VAC, 1500 W @ 347 VAC, 1200 W @ 240 VAC, 2160 W @ 480 VAC
 Motor Load: 1/4 HP
 Dimming Load: Sinks <20 mA (0-10 VDC LED Drivers / Ballasts)

IP66 Rated and ROHS compliant

Warranty

Three-year limited warranty. Complete warranty terms located at:
www.acuitybrands.com/CustomerResources/Terms_and_conditions.aspx

Note: Actual performance may differ as a result of end-user environment and application. Specifications subject to change without notice



Sensor Switch™

*SBOR Family
 Outdoor Pole/ Fixture
 Mount Motion Sensor*



Note: Sensor may appear different from above photo depending on selected body and bracket type.



ORDERING INFORMATION

SBOR		Example: SBOR 10 ODP 1V		
Series	Mounting Height	PIR Detection Type	Dimming ¹	Photocell ¹
SBOR Outdoor Pole/ Fixture Mount Sensor; Line Voltage	6 High Mount (15-30 ft)	OEX Outdoor PIR	[blank] None	[blank] None
	10 Low Mount (8-15 ft)	ODP Outdoor PIR w/ Photocell	D Occupancy Controlled Dimming	P On/off photocell

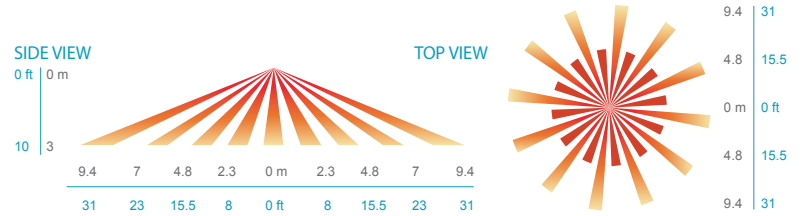
ADDL. ORDERING OPTIONS					
Voltage	Body/ Bracket	Color	Min Dim Level ²		Pack Qty
[blank] 120-277 VAC (MVOLT)	[blank] Short extension, low back	WH White	0V	Off	[blank] Single
HVOLT 347-480 VAC	EB1 Short extension, high back	BK Black	1V	1 VDC	J40 40 Pack
	EB2 Long extension, low back	BZ Dark Bronze	2V	2 VDC	
	EB3 Long extension, high back		3V	3 VDC	
	EB4 Medium extension, low back		4V	4 VDC	
	EB5 Medium extension, high back		5V	5 VDC	

- Notes:
1. Only available if OEX detection selected.
 2. Cannot be selected without ODP or D options. Additionally, ODP and D require min dim level.

COVERAGE PATTERN

Parking Garage / Low Mount Applications

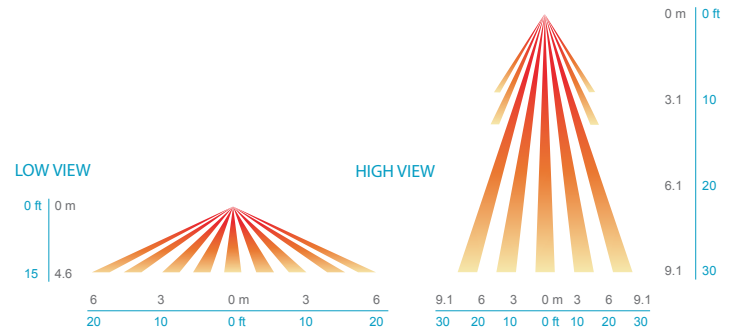
In general, the SBOR 10 is recommended for 8-15 ft (2.44-4.57 m) mounting and provides a coverage area radius for walking motion of greater than 2x the mounting height. The SBOR 10 ODP is ideal for parking garage and low pole mount applications. When mounted 10 ft high, for example, on a luminaire in a parking garage, the sensor's coverage for walking motion extends out 30 ft in a 360° pattern. This closely matches the lighting distribution of a typical parking garage luminaire. When mounted to a light pole, for example, in a parking lot or along a path, the sensor provides 270° of coverage (90° is blocked by the pole). Note, walking askew to sensor typically results in earlier detection than walking directly at sensor.



Coverage Pattern of Low Mount Lens Option (SBOR 10)

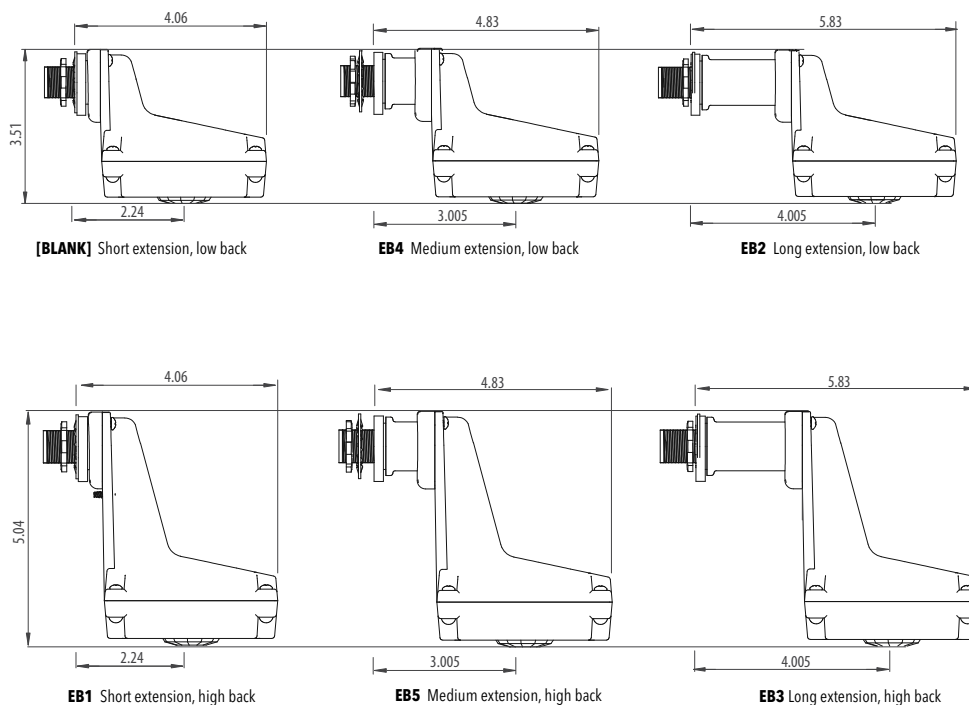
SITE & AREA LIGHTING / HIGH Mount Applications

The SBOR 6 is intended for higher pole mount applications, between 15-30 ft (4.57-9.14 m), and provides a coverage area radius for walking motion of 15-20 ft (4.57-6.10 m). When mounted to a pole the sensor provides 270° of coverage (90° is blocked by the pole). Higher mounting (e.g. 40 ft or 12.20 m) may result in shorter detection range.



Coverage Pattern of High Mount Lens Option (SBOR 6)

BODY/BACKET OPTIONS



INSTALLATION INSTRUCTIONS

- Sensor has a 1/2" chase nipple that enables mounting through a knockout/hole in a junction box, fixture, or pole.



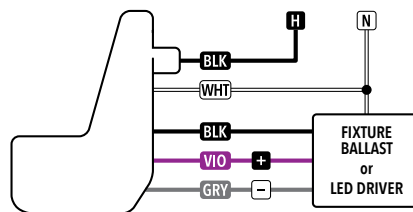
MOUNTING SPECIFICATIONS

- Mounts through 7/8" diameter hole
- Requires access on opposite or adjacent side to secure mounting nut
- Required mounting distance from light source may vary by sensor functionality and luminaire design
- See specification drawing for details

WIRING (DO NOT WIRE HOT)

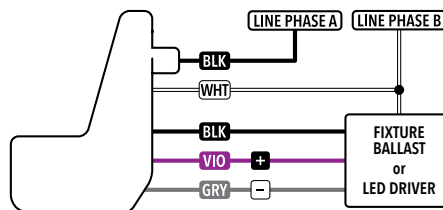
WIRING TO SINGLE PHASE POWER (120/277/347 VAC)

- BLACK* 120/277 VAC Input
(RED wire for 347 VAC - requires HVOLT option)
- BLACK* Switched Line Voltage Output to Luminaire
(RED wire for 347 VAC - requires HVOLT option)
- WHITE Neutral
- VIOLET (w/ D option) Low Voltage Dim Output (0-10 VDC)
- GRAY (w/ D option) Low Voltage Common



WIRING TO 2-PHASE POWER (208/240/480 VAC)*

- BLACK* 208/240 VAC Phase A Input
(RED wire for 480 VAC - requires HVOLT option)
- BLACK* Switched Line Voltage Output to Luminaire
(RED wire for 480 VAC - requires HVOLT option)
- WHITE Phase B of 208/240/480 VAC Input
- VIOLET (w/ D option) Low Voltage Dim Output (0-10 VDC)
- GRAY (w/ D option) Low Voltage Common



*Safety Note: only one line phase is being switched