



CONTENTS

CLASSIC COLLECTION

Ferros Collection.....	376
Piedmont Collection.....	377
Sheffield Collection.....	378

CEILING MOUNT

Mini-Pendants	379
Flush / Semi-Flush	380-381
Flush.....	381-383
Linear Design.....	383-389

CABINET LIGHTING	390-391
-------------------------------	---------

WALL MOUNT

Vanities	392-395
Sconces	396-398

OPTIONS & ACCESSORIES	399
--	-----

PRODUCT INFORMATION

FERROS

Family



Intended Use

The Ferros family of lighting fixtures provides general illumination in residential and light commercial applications. Ideal for use in dining areas, kitchens, foyers, hallways, bathrooms and hospitality areas.

Construction

A transitional style offered in either a unique bronze finish with tea-stained glass or a brushed-nickel finish with acid-etched, frosted glass.

All fixtures in the Ferros family feature matching finials, canopy and stems.

Electrical

Includes 2700K fluorescent lamps for energy efficiency, superior color rendering and long life.

Residential-grade electronic ballast (120V, 60Hz) ensures no flickering and quiet operation without interfering with other home electronics.

Installation

All mounting hardware included. Use with non-dimmable switches only.

Listings

UL Listed to U.S. and Canadian safety standards. ENERGY STAR® qualified.



Example: 11530 BZA

ORDERING INFORMATION

Series ¹	Ballast ¹	Finish	Options
<p>Flush/semi-flush² 11530 14" diameter, (1) 55W 2C T6 lamp</p> <p>Sconce³ 11531 (1) 13W lamp</p> <p>Vanity³ 11532 2-light, (2) 13W lamps 11533 3-light, (3) 13W lamps 11534 4-light, (4) 13W lamps</p>	<p>Mini-pendant^{3,4} 11536 (1) 13W lamp</p> <p>Island^{3,5} 11537 (4) 13W lamp</p> <p>Pendant^{2,5} 11538 (1) 70W 2C T6 lamp</p>	<p>Chandelier³ 11535 5-light, (5) 13W lamps⁵</p>	<p>(blank) 120V residential electronic ballast (standard) For other voltage and ballast, consult factory.</p>
		<p>BZA Antique bronze BN Brushed nickel</p>	<p>Consult factory.</p>

ADDITIONAL INFORMATION

For additional product information, visit www.lightahome.com.

CONFIGURATIONS

Dimensions are shown in inches (centimeters) unless otherwise noted.

DESCRIPTION	SERIES	NUMBER OF LAMPS/ LAMP TYPE	LENGTH	HEIGHT	DEPTH ⁶
5-light chandelier	11535	(5) 13W compact full spiral	24 (61.0)	24 (61.0)	up to 62 (157.5) w/chain
Island	11537	(4) 13W compact full spiral	34-1/2 (87.6)	5 (12.7)	up to 68-1/8 (173.0) w/chain
Pendant	11538	(1) 70W 2C T6	24 (61.0)	24 (61.0)	up to 66-5/8 (169.2) w/chain
Flush/semi-flush	11530	(1) 55W 2C T6	14 (35.6)	14 (35.6)	flush: 6-5/8 (16.8); semi-flush: 9-5/8 (24.4)
Mini-pendant	11536	(1) 13W compact full spiral	5 (12.7)	5 (12.7)	13-7/8 (35.2)
Sconce	11531	(1) 13W compact full spiral	4-1/2 (11.4)	9-3/8 (23.8)	6-1/8 (15.6)
2-light vanity	11532	(2) 13W compact full spiral	14-1/4 (36.2)	9-7/8 (25.1)	6-1/8 (15.6)
3-light vanity	11533	(3) 13W compact full spiral	24 (61.0)	9-7/8 (25.1)	6-1/8 (15.6)
4-light vanity	11534	(4) 13W compact full spiral	33-3/4 (85.7)	9-7/8 (25.1)	6-1/8 (15.6)

Notes

- 1 Use with non-dimmable switches only.
- 2 Includes (1) 2C 6T 2700K fluorescent lamp.
- 3 Includes 13W compact full spiral 2700K fluorescent lamp(s).
- 4 Supplied with 72" of power cord.
- 5 Supplied with 11' of power cord.
- 6 Extension from wall or ceiling.

PIEDMOUNT

Family



Intended Use

The Piedmont family of lighting fixtures provides general illumination in residential and light commercial applications. Ideal for use in dining areas, kitchens, foyers, hallways, bathrooms and hospitality areas.

Construction

Arts-and-crafts styling with brushed nickel or antique bronze finish and sand-textured opal or beige glass diffuser.

Electrical

Includes 2700K compact integrated spiral or 2C lamps for superior color rendering and long life.

Residential-grade electronic ballast (120V, 60Hz) ensures no flickering and quiet operation without interfering with other home electronics. Use with non-dimmable switches only.

Installation

All mounting hardware included.

Listings

UL Listed to U.S. and Canadian safety standards. ENERGY STAR® qualified.



ORDERING INFORMATION

Example: 10861 BN

Series ¹		Ballast ¹	Finish	Options
Sconce ²	Flush mount ³	(blank) 120V residential electronic ballast (standard) For other voltage and ballast, consult factory.	BZA Antique bronze ⁶ BN Brushed nickel	Consult factory.
10861 (1) 13W lamp	10866 16-1/4" diameter, (1) 40W 2C T6 lamp			
Vanity ²	10867 18-1/2" diameter, (1) 55W 2C T6 lamp			
10862 2 light, (2) 13W lamps	Pendant ^{3,4}			
10863 3 light, (3) 13W lamps	10868 (1) 55W 2C T6 lamp	Chandelier ^{2,5}		
10864 4 light, (4) 13W lamps		10865 5-light, (5) 13W lamps		
		Mini-pendant ^{2,4}		
		10870 (1) 13W lamp		

ADDITIONAL INFORMATION

For additional product information, visit www.lightahome.com.

CONFIGURATIONS						
Dimensions are shown in inches (centimeters) unless otherwise noted.						
DESCRIPTION	SERIES	NUMBER OF LAMPS/LAMP TYPE	WIDTH	LENGTH	DEPTH ⁷	
5-light chandelier	10865	(5) 13W compact integrated spiral with ballast	20 (50.8)	20 (50.8)	up to 57 (144.8) w/chain	
Pendant	10868	(1) 55W 2C T6	18-1/2 (47.0)	18-1/2 (47.0)	21-1/2 (54.6) to 58 (147.3) w/chain	
Small flush	10866	(1) 40W 2C T6	16-1/4 (41.3)	16-1/4 (41.3)	6-1/4 (15.9)	
Large flush	10867	(1) 55W 2C T6	18-1/2 (47.0)	18-1/2 (47.0)	7 (17.8)	
Mini-pendant	10870	(1) 13W compact integrated spiral	5 (12.7)	5 (12.7)	19-1/8 (48.6) to 56 (142.2) with chain	
Sconce	10861	(1) 13W compact integrated spiral	4-1/2 (11.4)	10-1/2 (26.7)	8 (20.3)	
2-light vanity	10862	(2) 13W compact integrated spiral	14 (35.6)	10-1/2 (26.7)	7-1/2 (19.1)	
3-light vanity	10863	(3) 13W compact integrated spiral	24 (60.1)	10-1/2 (26.7)	8 (20.3)	
4-light vanity	10864	(4) 13W compact integrated spiral	33-3/4 (85.7)	10-1/2 (26.7)	8 (20.3)	

Notes

- 1 Use with non-dimmable switches only.
- 2 Includes (1) 13W compact full spiral 2700K fluorescent lamps with integral 120V electronic ballast.
- 3 Includes (1) 40W or (1) 55W 2C 6T 2700K lamp.
- 4 Supplied with 10' of power cord.
- 5 Supplied with 11' of power cord.
- 6 Not available with sconce.
- 7 Extension from wall or ceiling.

PRODUCT INFORMATION

SHEFFIELD

Family



Intended Use

The Sheffield family of lighting fixtures provides general illumination in residential and light commercial applications. Ideal for use in dining areas, kitchens, foyers, hallways, bathrooms, and hospitality areas.

Construction

A distinctive traditional style with black bronze finish and satin-etched, swirled white glass diffuser.

Electrical

Includes 2700K double twin tube (flush/semi-flush) or triple tube (pendant/vanity) compact fluorescent lamps for energy efficiency, superior color rendering and long life.

Residential-grade electronic ballast (120V, 60Hz) ensures no flickering and quiet operation without interfering with other home electronics. Use with non-dimmable switches only.

Installation

All mounting hardware included.

Listings

UL Listed to U.S. and Canadian safety standards. ENERGY STAR® qualified.



Example: 11780 BZ

Series ^{1,2}		Ballast ²	Finish	Options
Flush/semi-flush 11780 11" diameter, (2) 13W DTT lamps 11782 13" diameter, (2) 18W DTT lamps 11784 15" diameter, (1) 55W 2CT6 Pendant³ 11786 23" diameter, (3) 18W integrated spiral		(blank) 120V residential electronic ballast (standard) For other voltage and ballast, consult factory.	BZ Black bronze	Consult factory.
Sconce 11788 (1) 13W DTT lamp Vanity 11790 2-light, (2) 13W DTT lamps 11792 3-light, (3) 13W DTT lamps 11794 4-light, (4) 13W DTT lamps				

ADDITIONAL INFORMATION For additional product information, visit www.lightahome.com.

CONFIGURATIONS						
Dimensions are shown in inches (centimeters) unless otherwise noted.						
DESCRIPTION	SERIES	NUMBER OF LAMPS/LAMP TYPE	LENGTH	HEIGHT	FLUSH DEPTH ⁴	SEMI-FLUSH DEPTH ⁴
11" flush/semi-flush	11780	(2) 13W DTT (G24q-1)	11 (27.9)	N/A	4-7/8 (12.4)	12-3/4 (32.4)
13" flush/semi-flush	11782	(2) 18W DTT (G24q-2)	13 (33.0)	N/A	5-3/8 (13.6)	13 (33.0)
15" flush/semi-flush	11784	(1) 55W 2CT6	15 (38.2)	N/A	6 (15.2)	13-3/4 (34.9)
23" pendant ³	11786	(3) 18W TRT (G24q-2)	22-3/4 (57.8)	N/A	N/A	up to 72 (182.9) w/chain
Sconce	11788	(1) 13W DTT	6 (15.2)	N/A	7-1/4 (18.4)	N/A
2-light vanity	11790	(2) 13W DTT	20-3/8 (51.8)	9 (22.9)	7-3/4 (19.7)	N/A
3-light vanity	11792	(3) 13W DTT	28-7/8 (73.4)	9 (22.9)	7-3/4 (19.7)	N/A
4-light vanity	11794	(4) 13W DTT	37-1/4 (94.6)	9 (22.9)	7-3/4 (19.7)	N/A

Notes

- 1 2700K compact fluorescent lamps included.
- 2 Use with non-dimmable switches only.
- 3 3' of chain and 10' of wire provided.
- 4 Extension from wall or ceiling.

ACORN TULIP LILY ZENTRO

Intended Use

Provides general illumination in residential and light commercial applications. Ideal for use in offices, hospitality areas and all rooms in the home.

Construction

Acorn: A contemporary soft curve design in amber or white frosted glass with a brushed nickel cap. The acorn is suspended from a sleek, brushed nickel canopy with silver cord adjustable to height preference.

Tulip: Tulip-shape, white frosted glass with clear glass drop point provides up and downlight effects. The tulip is suspended from a sleek,

brushed nickel canopy with silver cord adjustable to height preference.

Lily: White frosted glass with brushed nickel cap provides a downlight effect. The Lily is suspended from a sleek, brushed nickel canopy with silver cord adjustable to height preference.

Zentro: Etched crinkle-glass in azure blue, seaweed green, or milk white with a transparent outer glass cylinder. The Zentro hangs from a 6" adjustable clear cord and chrome canopy. It can be mounted on sloped ceilings.

Electrical

Includes 13W, 3500K compact fluorescent lamp(s) for energy efficiency, superior color rendering and long life.

Residential electronic ballast (120V, 60HZ) ensures no flickering and quiet operation without interfering with other home electronics. Use with non-dimmable switches only.

Installation

All mounting hardware included.

Listings

UL Listed to U.S. and Canadian safety standards. ENERGY STAR® qualified.



ORDERING INFORMATION

Example: 11994 GA

Series ^{1,2}		Ballast ²	Options
Acorn 11994 GA Amber 11994 GW White Tulip 11996 GW White	Lily 11998 GW White Zentro 11990 GB Azure blue 11990 GG Seaweed green 11990 GW Milk white	(blank) 120V residential electronic ballast (standard) For other voltage and ballast, consult factory.	Consult factory.

ADDITIONAL INFORMATION

For additional product information, visit www.lightahome.com.

CONFIGURATIONS				
Dimensions are shown in inches (centimeters) unless otherwise noted.				
SERIES	NUMBER OF LAMPS/LAMP TYPE	DIAMETER	DEPTH	LENGTH
Acorn	(1) 13W compact full spiral	4-7/8 (12.4)	8 (20.3)	up to 74 (188.0)
Tulip	(1) 13W compact quad tube	6 (15.2)	8-5/8 (21.9)	up to 74-1/2 (189.2)
Lily	(1) 13W compact quad tube	6 (15.2)	8-5/8 (21.9)	up to 74-1/2 (189.2)
Zentro	(1) 13W compact quad tube	4-3/4 (12.1) 4-7/8 (12.4) (canopy)	11-1/2 (29.2)	up to 72 (182.9)

Notes

- 1 Includes 13W 3500K compact fluorescent lamp(s).
- 2 For use with non-dimmable switches only.

SATURN



Intended Use
Provides general illumination in residential and light commercial applications. Ideal for use in foyers, hallways, bedrooms, offices, utility work areas, stairways and many other rooms in the house. Flush-mount fixtures are preferred on lower ceilings, while semi-flush lights are ideal on medium to high ceilings.

Construction
Contemporary style fixture. Twin steel rings surround a

dropped, milk-white acrylic diffuser. Complemented with matching finials in either a brushed nickel or antique bronze finish. Diffuser provides widespread illumination. Fixture can be flush or semi-flush mounted; matching brushed nickel canopy and stems included for semi-flush mounting. Finials provide easy access for cleaning and maintenance.

Electrical
Includes 26W compact quad tube (QT) 4-pin 3500K fluorescent lamp(s) for energy efficiency, superior color rendering and long life.

Residential with electronic ballast (120V, 60Hz) ensures no flickering and quiet operation without interfering with other home electronics.

Use with non-dimmable switches only.

Installation
All mounting hardware included.

Listings
CUL Listed to U.S. and Canadian safety standards and suitable for damp locations. ENERGY STAR® qualified.



Example: 11750 BN

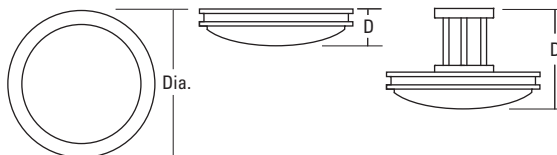
ORDERING INFORMATION

Series ^{1,2}	Ballast ²	Finish	Options
11750 13" diameter, (1) 26W QT	(blank) 120V residential electronic ballasts (standard)	BN Brushed nickel	Consult factory.
11752 16" diameter, (2) 26W QT	For other voltage and ballast, consult factory.	BZA Antique bronze	

ADDITIONAL INFORMATION For additional product information, visit www.lightahome.com.

ACCESSORIES/REPLACEMENT PARTS

CF26QT35 4PIN R6	26W compact (DTT) 4-pin 3500K fluorescent lamp
DSATN13	13" glass diffuser, milk white
DSATN16	16" glass diffuser, milk white



	13"	16"
Diameter:	13 (30.5)	16 (40.6)
Depth flush:	3-1/8 (7.9)	3-1/4 (8.3)
Depth semi-flush:	8-3/8 (21.3)	8-5/8 (21.9)

Notes

- Includes 26W compact quad tube (QT) 4-pin 3500K fluorescent lamp(s).
- Use with non-dimmable switches only.

Drawings are for dimensional detail only and may not represent actual mechanical configuration. Dimensions are shown in inches (centimeters) unless otherwise noted.

PRODUCT INFORMATION

PRISTINE



Intended Use
Provides general illumination in residential and light commercial applications. Ideal for use in foyers, hallways, bedrooms, offices, utility work areas, stairways and many other rooms in the house. Flush-mount fixtures are preferred on lower ceilings, while semi-flush lights are ideal on medium to high ceilings.

Construction
Clean, art-deco fixture with brushed nickel finish housing. Satin-etched glass diffuser provides widespread, uniform illumination. Fixture can be flush or semi-flush mounted; matching brushed nickel canopy/stem included for semi-flush mounting. Diffuser twist-locks into housing for hardware-free appearance and provides easy access for cleaning and maintenance.

Electrical
Includes 26W compact quad tube (QT) 4-pin, 3500K fluorescent lamp(s) for energy efficiency, superior color rendering and long life.

Residential electronic ballast (120V, 60Hz) ensures no flickering and quiet operation without interfering with other electronics.

Use with non-dimmable switches only.

Installation
All mounting hardware included.

Listings
CUL Listed to U.S. and Canadian safety standards. ENERGY STAR® qualified.



Example: 11734 BN

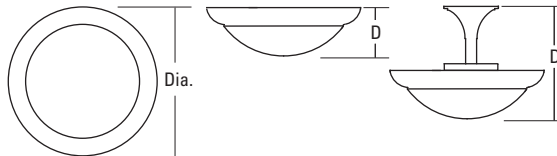
ORDERING INFORMATION

Series ^{1,2}	Ballast ²	Finish	Options
11734 14" diameter, (1) 26W QT	(blank) 120V residential electronic ballast (standard)	BN Brushed nickel	Consult factory.
11736 16" diameter, (2) 26W QT	For other voltage and ballast, consult factory.		

ADDITIONAL INFORMATION For additional product information, visit www.lightahome.com.

ACCESSORIES/REPLACEMENT PARTS

CF26QT35 4PIN R6	26W QT, 4-pin 3500K fluorescent lamp
DPRIS14	14" glass diffuser, satin-etched
DPRIS16	16" glass diffuser, satin-etched



	Small	Large
Diameter:	14 (33.0)	16-1/2 (41.9)
Depth flush:	4-3/8 (11.1)	5-1/2 (14.0)
Depth semi-flush:	10-3/8 (26.4)	10-3/4 (27.3)

Notes

- Includes 26W compact quad tube (QT) 4-pin 3500K fluorescent lamp(s).
- Use with non-dimmable switches only.

Drawings are for dimensional detail only and may not represent actual mechanical configuration. Dimensions are shown in inches (centimeters) unless otherwise noted.

Intended Use

Provides general illumination in residential and light commercial applications. Ideal for use in foyers, hallways, bedrooms, offices, utility work areas, stairways and many other rooms in the house.

Construction

Modern and contemporary in design, the Elliptis offers straight, clean lines and an elliptical shaped glass. Polished brushed nickel is gorgeously balanced with ribbed, cased opal glass.

2700K fluorescent for energy efficiency, superior color rendering and long life.

Residential electronic ballast (120V, 60Hz) ensures no flickering and quiet operation without interfering with other home electronics.

Installation

All mounting hardware included.

Listings

CUL Listed to U.S. and Canadian safety standards and suitable for damp locations. ENERGY STAR® qualified.

Electrical

Includes (1) 55W 2C T6

For use with non-dimmable switches only.

ELLIPTIS



ORDERING INFORMATION

Example: 11544 BNP

Series ^{1,2}	Ballast ²	Finish	Options
Flush 11545 16" diameter, (1) 55W 2C T6 lamp Semi-flush 11541 9" diameter, (1) 18W integrated spiral lamp ³ 11544 13" diameter, (1) 55W 2C T6 lamp	(blank) 120V residential electronic ballast (standard) For other voltage and ballast, consult factory.	BNP Polished brushed nickel	Consult factory.

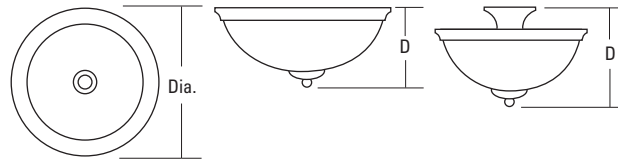
ADDITIONAL INFORMATION

For additional product information, visit www.lightahome.com.

ACCESSORIES/REPLACEMENT PARTS

F2C5527	55W 2C T6 2700K fluorescent lamp
DELLP 13 WH	13" ribbed glass diffuser
DELLP 16 WH	16" ribbed glass diffuser

Drawings are for dimensional detail only and may not represent actual mechanical configuration. Dimensions are shown in inches (centimeters) unless otherwise noted.



	Flush	Semi-flush Large	Semi-flush Small
Diameter:	16-3/8 (41.6)	13-1/8 (33.3)	8-3/4 (22.2)
Depth:	7 (17.8)	7-3/4 (19.6)	6 (15.2)

Notes

- Includes (1) 55W 2C T6 2700K fluorescent lamp.
- Use with non-dimmable switches only.
- Compact integrated spiral lamp includes ballast.

PRODUCT INFORMATION

Flush

Intended Use

Complements both traditional and transitional decors providing warm, inviting light.

Provides general illumination in residential and light commercial applications. Ideal for use in foyers, hallways, bedrooms, offices, stairways and many other rooms in the

house. Ideal on medium to high ceilings.

Construction

Scavo glass with antique white or antique bronze finials. (Both finials are included.)

Electrical

Includes (1) 55W 2C T6 compact short spiral 2700K fluorescent for energy

efficiency, superior color rendering and long life.

Residential electronic ballast (120V, 60Hz) ensures no flickering and quiet operation without interfering with other home electronics.

For use with non-dimmable switches only.

Installation

All mounting hardware included.

Listings

CUL Listed to U.S. and Canadian safety standards and suitable for damp locations. ENERGY STAR® qualified.

BOBBIE



ORDERING INFORMATION

Example: 11777 GLS

Series ^{1,2}	Ballast ²	Finish	Options
11777 15" diameter, (1) 55W 2C T6 lamp	(blank) 120V residential electronic ballast (standard) For other voltage and ballast, consult factory.	GLS Glass	Consult factory.

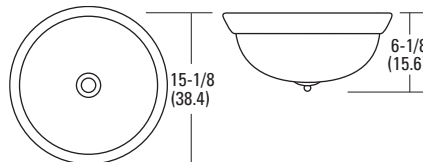
ADDITIONAL INFORMATION

For additional product information, visit www.lightahome.com.

ACCESSORIES/REPLACEMENT PARTS

F2C5527	55W T6 2C 2700K fluorescent
DBOBI	Scavo glass diffuser

Drawings are for dimensional detail only and may not represent actual mechanical configuration. Dimensions are shown in inches (centimeters) unless otherwise noted.



Notes

- Includes (1) 55W 2C T6 2700K fluorescent lamp.
- Use with non-dimmable switches only.

LOW-PROFILE ROUND



Intended Use
Provides general illumination in residential and light commercial applications. Ideal for use in foyers, hallways, bedrooms, offices, utility work areas, stairways and many other rooms in the house.

Construction
The beauty, of simplicity in low-profile round, stay-white, acrylic diffuser, available in three sizes: 11", 14" or 19".

Hidden cam-latches provide easy diffuser removal for installation and maintenance.

Electrical
Fixtures available with lamp(s) and without lamp(s). Fixtures without lamp(s) are available in either compact double twin tube (DTT) 4-pin or circline T9 fluorescent lamp(s) configurations. Fixtures with lamp(s) include circline T9 4100K fluorescent

lamp(s) for energy efficiency, superior color rendering and long life.

Residential electronic ballast (120V, 60Hz) ensures no flickering and quiet operation without interfering with other home electronics. For use with non-dimmable switches only.

Installation
All mounting hardware included.

Listings
CUL Listed to U.S. and Canadian safety standards and suitable for damp locations. ENERGY STAR® qualified.



Example: FM22 ACLR LP

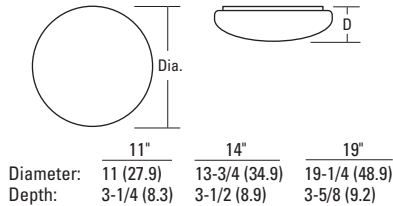
ORDERING INFORMATION

Series ¹			Options		
11" diameter			Consult factory.		
FM22 ACLR LP	(1) 22W circline T9 lamp ²				
FMLR 22	(1) 22W circline T9 lamp ³				
FMLR11 2 13 DTT	(2) 13W compact (DTT) lamps ³				
14" diameter					
FM54 ACLR LP	(1) 22W & (1) 32W circline T9 lamp ²				
FMLR 54	(1) 22W & (1) 32W circline T9 lamp ³				
FMLR14 2 18 DTT	(2) 18W compact (DTT) lamps ³				
19" diameter					
FM72 ACLR LP	(1) 32W & (1) 40W circline T9 lamp ²				
FMLR 72	(1) 32W & (1) 40W circline T9 lamp ³				
FMLR19 3 26 DTT	(3) 26W compact (DTT) lamps ³				

ADDITIONAL INFORMATION

For additional product information, visit www.lightahome.com.

Drawings are for dimensional detail only and may not represent actual mechanical configuration. Dimensions are shown in inches (centimeters) unless otherwise noted.



Notes

- 1 Use with non-dimmable switches only.
- 2 Includes circline T9 4100K fluorescent lamp(s).
- 3 Lamp(s) not included.

LOW-PROFILE SQUARE



Intended Use
Provides general illumination in residential and light commercial applications. Ideal for use in foyers, hallways, bedrooms, offices, utility work areas, stairways and many other rooms in the house.

Construction
The beauty of simplicity in a low-profile square, stay-white, acrylic diffuser,

available in three sizes: 12", 15" or 20". Hidden cam-latches provide easy diffuser removal for installation and maintenance.

Electrical
Fixtures available with lamp(s) and without lamp(s). Fixtures without lamp(s) are available in either compact double twin tube (DTT) or circline T9 fluorescent lamp

configurations. Fixtures with lamp(s) include circline T9 4100K fluorescent lamp(s) for energy efficiency, superior color rendering and long life.

Residential electronic ballast (120V, 60Hz) ensures no flickering and quiet operation without interfering with other home electronics. For use with non-dimmable switches only.

Installation
All mounting hardware included.

Listings
CUL Listed to U.S. and Canadian safety standards and suitable for damp locations. Fixtures with lamps are ENERGY STAR® qualified.



Example: FM22 ACLS LP

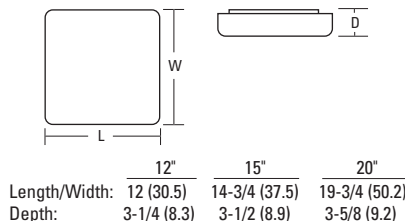
ORDERING INFORMATION

Series ¹			Options		
12" square			Consult factory.		
FM22 ACLS LP	(1) 22W circline T9 lamp ²				
FMLS 22	(1) 22W circline T9 lamp ³				
15" square					
FM54 ACLS LP	(1) 22W & (1) 32W circline T9 lamp ²				
FMLS 54	(1) 22W & (1) 32W circline T9 lamp ³				
20" square					
FM72 ACLS LP	(1) 32W & (1) 40W circline T9 lamp ²				
FMLS 72	(1) 32W & (1) 40W circline T9 lamp ³				

ADDITIONAL INFORMATION

For additional product information, visit www.lightahome.com.

Drawings are for dimensional detail only and may not represent actual mechanical configuration. Dimensions are shown in inches (centimeters) unless otherwise noted.



Notes

- 1 Use with non-dimmable switches only.
- 2 Includes circline T9 lamp(s).
- 3 Lamp(s) not included.

PRODUCT INFORMATION

Intended Use

Provides general illumination in residential and light commercial applications. Ideal for use in foyers, hallways, bedrooms, offices, utility work areas, stairways and many other rooms in the house.

Construction

The Disk emphasizes contemporary design to complement

decors with a modern sensibility. A polished brushed nickel, low-profile housing and a flat glass diffuser make a subtle but bold statement. The diffuser has a frosted, white screened center that provides a widespread, even illumination. Its clear outer ring has a glowing effect when illuminated which is complemented by a flat polished brushed nickel disk finial. Can be wall mounted.

The finial provides easy access for cleaning and maintenance.

Electrical

Includes (1) 22W or (1) 40W circline T5 3500K fluorescent lamp for energy efficiency, superior color rendering and long life.

Residential electronic ballast (120V, 60Hz) ensures no flickering and quiet operation without interfering with other home electronics.

Use with non-dimmable switches only.

Installation

All mounting hardware included.

Listings

CUL Listed to U.S. and Canadian safety standards and suitable for damp locations. ENERGY STAR® qualified. ADA compliant.

DISK



ADA



ORDERING INFORMATION

Example: 11560 BNP

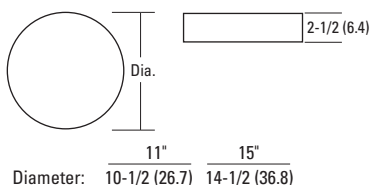
Series ¹	Ballast ²	Finish	Options
11560 11" diameter, (1) 22W circline T5 lamp	(blank) 120V residential electronic ballast (standard)	BNP Polished brushed nickel	Consult factory.
11562 15" diameter, (1) 40W circline T5 lamp	For other voltage and ballast, consult factory.		

ADDITIONAL INFORMATION

For additional product information, visit www.lightahome.com.

ACCESSORIES/REPLACEMENT PARTS	
FC22T35	22W circline T5 fluorescent 3500K lamp
FC40T35	40W circline T5 fluorescent 3500K lamp
DDISK11	11" opal glass diffuser
DDISK15	15" opal glass diffuser

Drawings are for dimensional detail only and may not represent actual mechanical configuration. Dimensions are shown in inches (centimeters) unless otherwise noted.



Notes

- Includes (1) 22W and (1) 32W circline T5 3500K fluorescent lamps.
- Use with non-dimmable switches only.

PRODUCT INFORMATION

Linear Design

Intended Use

Provides general illumination in residential and light commercial applications. Ideal for use in kitchens, offices, utility areas or closets.

Construction

Traditional style fixture with cast ends in a black-bronze or

white finish with matching finials. Durable, milk-white acrylic diffuser provides widespread, uniform illumination. Finials provide easy access and maintenance.

Electrical

Utilizes T8 linear lamp(s) for energy efficiency, superior color rendering and long life (not included).

Residential electronic ballast (120V, 60Hz) ensures no flickering and quiet operation without interfering with other home electronics. Use with non-dimmable switches only.

Installation

All mounting hardware included.

Listings

RE ballast fixtures are UL Listed and CSA Certified (standard), suitable for damp locations and ENERGY STAR® qualified. For non-RE ballast fixtures, UL Listed (standard) and CSA Certified (see Options).

RIGBY



ORDERING INFORMATION

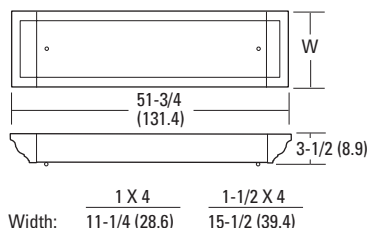
Example: 11642RE BZ

Series/Ballast ^{1,2}	Finish	Lamp type	Voltage	Options
Series¹	Ballast²	RE ballast fixtures only	RE ballast fixtures only	Non-RE ballast fixtures only
11642 1' x 4', (2) T8 lamps	RE 120V residential electronic T8 (standard)	(blank) No specification required	(blank) No specification required	MVOLT Multi-volt
11644 1-1/2' x 4', (4) T8 lamps		Non-RE ballast fixtures only		120 120V
		32 32W T8		277 277V
				347 347V
For other voltage and ballast, consult factory.				For other voltage, consult factory.
	BZ Black bronze			CSA Meets Canadian standards
	WH White			NOM Meets Mexican standards

ADDITIONAL INFORMATION

For additional product information, visit www.lightahome.com.

Drawings are for dimensional detail only and may not represent actual mechanical configuration. Dimensions are shown in inches (centimeters) unless otherwise noted.



Notes

- Lamps not included.
- For use with non-dimmable switches only.

PRODUCT INFORMATION

CEILING MOUNT

LITEPUFF®



Intended Use
Provides general illumination in residential and light commercial applications. Ideal for use in kitchens, offices, utility areas or closets.

Construction
Durable, milk-white acrylic diffuser provides widespread,

uniform illumination. Low-profile styling complements a variety of decors. Clip-on diffuser provides easy access and maintenance.

Electrical
Utilizes T8 linear lamps for energy efficiency, superior

color rendering and long life (not included).

Residential electronic ballast (120V, 60Hz) ensures no flickering and quiet operation without interfering with other home electronics. For use with non-dimmable switches only.

Listings
RE ballast fixtures are UL Listed (standard) and CSA Certified suitable for damp locations and ENERGY STAR® qualified. For non-RE ballast fixtures, UL Listed (standard) and CSA Certified (see Options).



Example: 10640RE

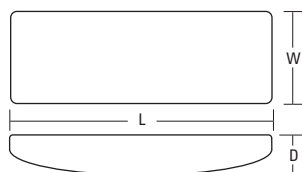
ORDERING INFORMATION

Series/Ballast ^{1,2}	Lamp type	Voltage	Options	
Series¹ 10640 1' x 4', (2) 32W T8 lamps 10641 1-1/2' x 2', (4) 17W T8 lamps 10651 2' x 2', (2) 31W T8-U lamps 10642 1-1/2' x 4', (4) 32W T8 lamps For other voltage and ballast, consult factory.	Ballast² RE 120V residential electronic ballast (standard)	RE ballast fixtures only (blank) No specification required Non-RE ballast fixtures only 17 17W T8 (2' fixtures only) U31 31W T8-U31 (1-5/8" leg) ³ U316 31W T8-U316 (6" leg) ³ 32 32W T8 (4' fixtures only)	RE ballast fixtures only (blank) No specification required Non-RE ballast fixtures only MVOLT Multi-volt 120 120V 277 277V 347 347V For other voltage, consult factory.	GEB Electronic ballast, ≤20% THD GEB10IS T8 electronic ballast, ≤10% THD, instant start GEB10RS T8 electronic ballast, ≤10% THD, rapid start CSA Meets Canadian standards ⁴ For other options, consult factory.

ADDITIONAL INFORMATION

For additional product information, visit www.lightahome.com.

Drawings are for dimensional detail only and may not represent actual mechanical configuration. Dimensions are shown in inches (centimeters) unless otherwise noted.



	1 X 4	1-1/2 X 4	2 X 2	1-1/2 X 4
Length:	51-1/2 (130.8)	27-3/8 (69.5)	27-3/8 (69.5)	51-1/2 (130.8)
Width:	11-1/4 (28.6)	16-5/8 (42.2)	27 (68.6)	16-5/8 (42.2)
Depth:	5-1/2 (14.0)	5-1/2 (14.0)	6-1/2 (16.5)	5-1/2 (14.0)

Notes

- Lamps not included.
- Use with non-dimmable switches only.
- Only available with 2' x 2' fixtures (U31 also can be ordered on RE ballast 2' x 2' fixtures).
- CSA standard on RE ballast fixtures.

PRODUCT INFORMATION

CIRRUS®



Intended Use
Provides general illumination in residential and light commercial applications. Ideal for use in kitchens, offices, utility areas or closets.

Construction
Durable, milk-white acrylic diffuser provides widespread,

uniform illumination. Low-profile styling complements a variety of decors.

Electrical
Utilizes T8 linear lamps (not included) for energy efficiency, superior color rendering and long life.

Residential electronic ballast (120V, 60Hz) ensures no flickering and quiet operation without interfering with other home electronics. For use with non-dimmable switches only.

Listings
RE ballast fixtures are UL Listed (standard) and CSA

Certified suitable for damp locations and ENERGY STAR® qualified. For non-RE ballast fixtures, UL Listed (standard) and CSA Certified (see Options).



Example: 11602RE


ORDERING INFORMATION

Series/Ballast ^{1,2}	Lamp type	Voltage	Options	
Series¹ 11602 1' x 4', (2) 32W T8 lamps 11604 1' x 4', (4) 32W T8 lamps For other voltage and ballast, consult factory.	Ballast² RE 120V residential electronic ballast (standard)	RE ballast fixtures only (blank) No specification required Non-RE ballast fixtures only 32 32W T8	RE ballast fixtures only (blank) No specification required Non-RE ballast fixtures only MVOLT Multi-volt 120 120V 277 277V 347 347V For other voltage, consult factory.	GEB Electronic ballast, ≤20% THD GEB10IS T8 electronic ballast, ≤10% THD, instant start GEB10RS T8 electronic ballast, ≤10% THD, rapid start CSA Meets Canadian standards ³ For other options, consult factory.

ADDITIONAL INFORMATION

For additional product information, visit www.lightahome.com.

Drawings are for dimensional detail only and may not represent actual mechanical configuration. Dimensions are shown in inches (centimeters) unless otherwise noted.



Notes

- Lamps not included.
- Use with non-dimmable switches only.
- CSA standard on RE ballast fixtures.

LITHONIA DECORATIVE & RESIDENTIAL

METRO



PRODUCT INFORMATION

Intended Use

Provides general illumination in residential and light commercial applications. Ideal for use in offices and all rooms in the home.

Construction

Aluminum diffuser: A distinctly attractive fixture that can be cable suspended or flush mounted. Available in a contemporary design, perforated white aluminum diffuser for a soft non-glare ambient light. Unique step-

designed cast aluminum ends with brushed nickel finish.

Acrylic diffuser: The definition of urban chic with the Metro high-design contoured acrylic diffusers. Available in a sleek ribbed or etched, engraved geometric design. Both diffusers provide wide-spread uniform illumination. Durable die-cast aluminum ends in either a sleek brushed nickel or black-bronze finish compliment the diffuser's unique designs.

Decorative matching finials provide easy access for cleaning and maintenance.

Electrical

Utilizes (2) linear T8 fluorescent lamps for energy efficiency, superior color rendering and long life (not included).

Residential electronic ballast (120V, 60Hz) ensures no flickering and quiet operation without interfering with other home electronics.

For use with non-dimmable switches only.

Installation

All mounting hardware included.

Listings

RE ballast fixtures are UL Listed (standard) and CSA Certified suitable for damp locations and ENERGY STAR® qualified. For non-RE ballast fixtures, UL Listed (standard) and CSA Certified (see Options).



ORDERING INFORMATION

Example: 11746RE BN

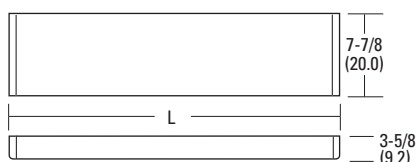
Series/Ballast ^{1,2}		Finish ³	Lamp type	Voltage	Options
Series¹	Ballast²	BN Brushed nickel	<u>RE ballast fixtures only</u>	<u>RE ballast fixtures only</u>	GEB Electronic ballast, ≤20% THD
<u>Perforated diffuser</u>	RE 120V residential electronic ballast (standard)	BZ Black bronze	(blank) No specification required	(blank) No specification required	GEB10IS T8 electronic ballast, ≤10% THD, instant start
11722 1' x 2', (2) 17W T8 lamps			<u>Non-RE ballast fixtures only</u>	<u>Non-RE ballast fixtures only</u>	GEB10RS T8 electronic ballast, ≤10% THD, rapid start
11742 1' x 4', (2) 32W T8 lamps			17 17W T8 (2' fixtures only)	MVOLT Multi-volt	CSA Meets Canadian standards
<u>Ribbed diffuser</u>			32 32W T8 (4' fixtures only)	120 120V	For other options, consult factory.
11726 1' x 2', (2) 17W T8 lamps				277 277V	
11746 1' x 4', (4) 32W T8 lamps				347 347V	
<u>Etched diffuser</u>				For others voltage, consult factory.	
11740 1' x 2', (2) 17W T8 lamps					
11741 1' x 4', (2) 32W T8 lamps					

For other voltage and ballast, consult factory.

ADDITIONAL INFORMATION

For additional product information, visit www.lightahome.com.

Drawings are for dimensional detail only and may not represent actual mechanical configuration. Dimensions are shown in inches (centimeters) unless otherwise noted.



Length: $\frac{1 \times 2}{24-1/2 (62.2)}$ $\frac{1 \times 4}{48-1/2 (123.2)}$

Notes

- 1 Lamps not included.
- 2 Use with non-dimmable switches only.
- 3 Available only with ribbed diffuser and etched diffuser.

PRISTINE



Intended Use
Provides general illumination in residential and light commercial applications. Ideal for use in offices and all rooms in the home.

Construction
The Pristine fixture offers a distinct silk screen patterned acrylic diffuser and a champagne brushed nickel finish, extruded aluminum frame with matching decora-

tive center strip and finials. Center lock-up with finials for easy installation and cleaning of diffuser.

Electrical
Utilizes (4) 32W linear T8 fluorescent lamps for energy efficiency, superior color rendering and long life (not included).

Residential electronic ballast (120V, 60Hz) ensures no

flickering and quiet operation without interfering with other electronics. Also available in other ballast configurations.

For use with non-dimmable switches only.

Installation
All mounting hardware included.

Listings
UL Listed (standard) and ENERGY STAR® qualified.

CSA standard on RE ballast fixtures. For non-RE ballast fixtures, UL Listed (standard) and CSA Certified.



Example: 11735RE BNC

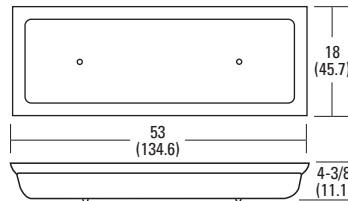
ORDERING INFORMATION		Finish	Lamp type	Voltage ³
Series/Ballast^{1,2}		BNC Champagne brushed nickel	RE ballast fixtures only (blank) No specification required Non-RE ballast fixtures only 32 32W linear T8	Consult factory.
Series¹ 11735 1-1/2' x 4', (4) 32W linear T8 lamps	Ballast² RE 120V residential electronic ballast (standard)			
For other voltage and ballast, consult factory.				

ADDITIONAL INFORMATION For additional product information, visit www.lightahome.com.

ACCESSORIES/REPLACEMENT PARTS

DPRIS48 White acrylic pattern diffuser

Drawings are for dimensional detail only and may not represent actual mechanical configuration. Dimensions are shown in inches (centimeters) unless otherwise noted.



Notes

- 1 Lamps not included.
- 2 Use with non-dimmable switches only.
- 3 No designation for voltage type is required on RE ballast fixtures.

ELLIPTIS



Intended Use
Provides general illumination in residential and light commercial applications. Ideal for use in offices and all rooms in the home.

Construction
The Elliptis fixture offers a contemporary design with its nickel or antique bronze finish housing, which is balanced with a ribbed opal

acrylic diffuser. The matching nickel finials complete the contemporary design and allow for easy maintenance and cleaning of diffuser.

Electrical
Utilizes (3) 32W linear T8 3500K fluorescent lamps for energy efficiency, superior color rendering and long life (not included).

Residential electronic ballast (120V, 60Hz) ensures no flickering and quiet operation without interfering with other electronics. Also available in other ballast configurations.

For use with non-dimmable switches only.

Installation
All mounting hardware included.

Listings
CUL Listed to U.S. and Canadian safety standards and suitable for damp locations. ENERGY STAR® qualified.



Example: 11549RE BZA


ORDERING INFORMATION		Finish	Voltage ³
Series/Ballast^{1,2}		BZA Antique bronze NK Nickel	Consult factory.
Series¹ 11549 (3) 32W linear T8 lamps	Ballast² RE 120V residential electronic ballast (standard)		
For other voltage and ballast, consult factory.			

ADDITIONAL INFORMATION For additional product information, visit www.lightahome.com.

ACCESSORIES/REPLACEMENT PARTS

DELL48 Ribbed white acrylic diffuser

Drawings are for dimensional detail only and may not represent actual mechanical configuration. Dimensions are shown in inches (centimeters) unless otherwise noted.



Notes

- 1 Lamps not included.
- 2 Use with non-dimmable switches only.
- 3 No designation for voltage type is required on RE ballast fixtures.

ARTISTEN



PRODUCT INFORMATION

Intended Use

Provides general illumination in residential and light commercial applications. Ideal for use in offices and all rooms in the home.

Construction

Decorative scrollwork cast end caps available in antique bronze with an extruded white acrylic diffuser.

Available in 4' or 2'.

Electrical

Utilizes (2) 32W linear T8 or (2) 17W linear T8 straight tube fluorescent lamps for energy efficiency, superior color rendering and long life (not included).

Residential electronic ballast (120V, 60Hz) ensures no flickering and quiet operation

without interfering with other electronics. Also available in other ballast configurations.

For use with non-dimmable switches only.

Installation

All mounting hardware included.

Listings

UL Listed (standard) and CSA Certified suitable for damp locations and ENERGY STAR® qualified. For non-RE ballast fixtures, UL Listed (standard) and CSA Certified (see Options).



ORDERING INFORMATION

Example: 10814 BZA

Series ¹	Ballast ²	Finish	Options
10814 1' x 4', (2) 32W linear T8 lamps	(blank) 120V residential electronic ballast (standard)	BZA Antique bronze	Consult factory.
10816 1' x 2', (2) 17W linear T8 lamps	For other voltage and ballast, consult factory.		

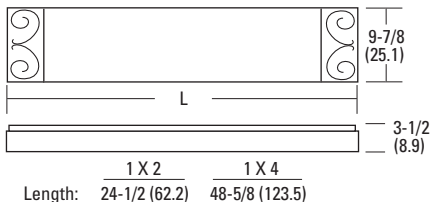
ADDITIONAL INFORMATION

For additional product information, visit www.lightahome.com.

ACCESSORIES/REPLACEMENT PARTS

DFAL48 48" two-light acrylic diffuser

Drawings are for dimensional detail only and may not represent actual mechanical configuration. Dimensions are shown in inches (centimeters) unless otherwise noted.



Notes

- 1 Lamps not included.
- 2 Use with non-dimmable switches only.

PRODUCT INFORMATION

FUTRA



Intended Use

Provides general illumination in residential and light commercial applications. Ideal for use in offices and all rooms in the home.

Construction

Contemporary design complements decors with modern sensibility using

simple, sleek cast end caps available in brushed nickel with an extruded white acrylic diffuser. Available in 4' or 2'.

Electrical

Utilizes (2) 32W linear T8 straight tube fluorescent lamps for energy efficiency,

superior color rendering and long life (not included).

Residential electronic ballast (120V, 60Hz) ensures no flickering and quiet operation without interfering with other electronics. Also available in other ballast configurations.

For use with non-dimmable switches only.

Listings

UL Listed (standard) and CSA Certified suitable for damp locations and ENERGY STAR® qualified. For non-RE ballast fixtures, UL Listed (standard) and CSA Certified (see Options).



ORDERING INFORMATION

Example: 10813 BN

Series ¹	Ballast ²	Finish	Options
10813 1' x 4', (2) 32W linear T8 lamps	(blank) 120V residential electronic ballast (standard)	BN Brushed nickel	Consult factory.
10815 1' x 2', (2) 17W linear T8 lamps	For other voltage and ballast, consult factory.		

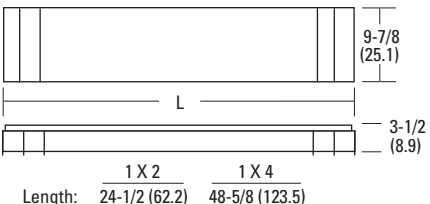
ADDITIONAL INFORMATION

For additional product information, visit www.lightahome.com.

ACCESSORIES/REPLACEMENT PARTS

DFAL48 48" two-light acrylic diffuser

Drawings are for dimensional detail only and may not represent actual mechanical configuration. Dimensions are shown in inches (centimeters) unless otherwise noted.



Notes

- 1 Lamps not included.
- 2 Use with non-dimmable switches only.

DESIGNER ACRYLIC



Intended Use
Provides general illumination in residential and light commercial applications.

Construction
One-piece rugged matte white molded acrylic diffuser provides widespread uniform illumination. Available in square or round corners.

Offset mounted black fixture housing gives floating fixture appearance. White fixture housing available.

Electrical
Utilizes T8 lamps for energy efficiency, superior color rendering and long life (not included).

For use with non-dimmable switches only.

Listings
UL Listed (standard). CSA Certified or NOM Certified (see Options).

Example: MP2224 32 MVOLT

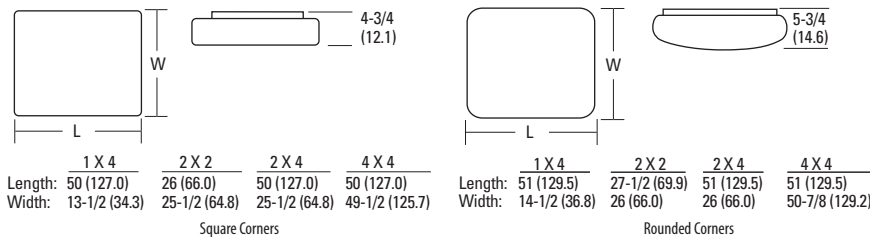
ORDERING INFORMATION

Series/Size ^{1,2}		Lamp type	Voltage		Options
Series¹	Size²	<u>RE ballast fixtures only</u>	MVOLT	Multi-volt	GEB Electronic ballast, ≤20% THD
MP Square corners	1424 1' x 4', (2) 32W T8 linear lamps	(blank) No specification required	120	120V	GEB10IS T8 electronic ballast, ≤10% THD, instant start
CL Round corners	2224 2' x 2', (2) 31W T8-U lamps	<u>Non-RE ballast fixtures only</u>	277	277V	GEB10RS T8 electronic ballast, ≤10% THD, rapid start
	2444 2' x 4', (4) 32W T8 linear lamps	U31 31W T8-U31 (1-5/8" leg) ³	347	347V	CSA Meets Canadian standards
	4464 4' x 4', (6) 32W T8 linear lamps	U316 31W T8-U316 (6" leg) ³	For other voltage, consult factory.		NOM Meets Mexican standards
	4484 4' x 4', (8) 32W T8 linear lamps	32 32W T8 (4' fixtures only)	For other options, consult factory.		

ADDITIONAL INFORMATION

For additional product information, visit www.lightahome.com.

Drawings are for dimensional detail only and may not represent actual mechanical configuration. Dimensions are shown in inches (centimeters) unless otherwise noted.



Notes

- Black housing standard. For white housing, add WH to nomenclature. Example: MP1424 WH 32MVOLT
- Lamps not included.
- Only available with 2' x 2' fixtures. Acrylic diffuser and housing are packaged and shipped separately for protection.

PRODUCT INFORMATION

CAMBRIDGE



Intended Use
Provides general illumination in residential and light commercial applications. Ideal for use in offices and all rooms in the home.

Construction
Solid wood frame accented with popular crown molding design. Available in oak, unfinished oak, white, maple and off-white finishes. Unique flush-mount

system eliminates light leaks. Durable, milk-white acrylic, dropped dish diffuser provides widespread, uniform illumination. Matte texture prevents fingerprints. Lift-and-shift diffuser provides easy access for cleaning and maintenance.

Electrical
Utilizes T8 lamps for energy efficiency, superior color

rendering and long life (not included).

Standard 120V, 60Hz electronic ballast ensures no flickering and quiet operation without interfering with other electronics. Also available in other ballast configurations.

For use with non-dimmable switches only.

Installation

All mounting hardware included.

Listings

RE ballast fixtures are UL Listed and CSA Certified (standard), suitable for damp locations and ENERGY STAR® qualified. For non-RE ballast fixtures, UL Listed (standard) and CSA Certified (see Options).



Example: 11430RE OA

ORDERING INFORMATION

Series/Ballast ^{1,2,4}		Finish	Lamp type	Voltage		Options
Series¹	Ballast^{2,4}	OA Oak	<u>RE ballast fixtures only</u>	<u>RE ballast fixtures only</u>		GEB Electronic ballast ≤20% THD
11430 1' x 4', (2) 32W T8 lamps	RE 120V residential electronic ballast (standard)	UNFIN Unfinished	(blank) No specification required	(blank) No specification required		GEB10IS T8 electronic ballast, ≤10% THD, instant start
11431 2' x 2', (2) 31W T8-U lamps ³		WH White	<u>Non-RE ballast fixtures only</u>	<u>Non-RE ballast fixtures only</u>		GEB10RS T8 electronic ballast, ≤10% THD, rapid start
11432 1-1/2' x 4', (4) 32W T8 lamps		MA Maple	U31 31W T8-U31 (1-5/8" leg) ³	MVOLT Multi-volt		CSA Meets Canadian standards ⁴
For other voltage and ballast, consult factory.		OW Off-white	U316 31W T8-U316 (6" leg) ³	120 120V		For other options, consult factory.
			32 32W T8 (4' fixtures only)	277 277V		
				347 347V		
				For other voltage, consult factory.		

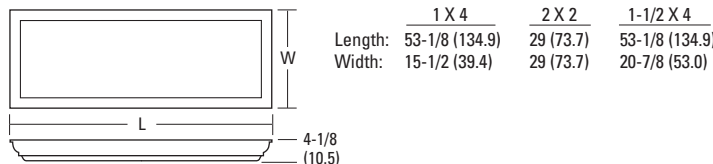
ADDITIONAL INFORMATION

For additional product information, visit www.lightahome.com.

ACCESSORIES/REPLACEMENT PARTS

DSBDDROP	1' x 4' dropped white acrylic diffuser
DSBDDROP2	2' x 2' dropped white acrylic diffuser
D15SDDROP	1-1/2' x 4' dropped white acrylic diffuser

Drawings are for dimensional detail only and may not represent actual mechanical configuration. Dimensions are shown in inches (centimeters) unless otherwise noted.



Notes

- Lamps not included.
- Use with non-dimmable switches only.
- Only available with 2' x 2' fixtures (1-5/8" leg can be ordered on RE ballast 2' x 2' fixtures).
- CSA standard on RE ballast fixtures.

Intended Use

Provides general illumination in residential and light commercial applications. Ideal for use in offices and all rooms in the home.

Construction

Classic wrap with extruded clear prismatic acrylic dif-

fuser and nickel or bronze finish end caps. Unique flush mounting system eliminates light leaks. Durable, clear acrylic diffuser provides widespread, uniform illumination. Clip-on diffuser provides easy access for cleaning and maintenance.

Electrical

Utilizes (2) 32W linear T8

lamps for energy efficiency, superior color rendering and long life (not included).

Residential electronic ballast (120V, 60Hz) ensures no flickering and quiet operation without interfering with other electronics.

For use with non-dimmable switches only.

Installation

All mounting hardware included.

Listings

CUL Listed to U.S. and Canadian safety standards and suitable for damp locations. ENERGY STAR® qualified.

NICKEL END WRAP



Example: NEW 2 32 120 RE BN

ORDERING INFORMATION

Series ¹	Number of lamps ²	Lamp type	Voltage	Ballast	Finish	Options
NEW 1' x 4'	2	32 32W linear T8 lamps	120 120V	RE 120V residential electronic ballast (standard) For other voltage and ballast, consult factory.	BN Brushed nickel BZ Bronze	Consult factory.

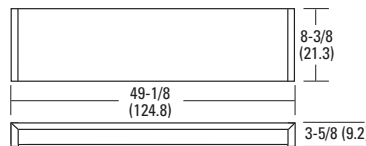
ADDITIONAL INFORMATION

For additional product information, visit www.lightahome.com.

ACCESSORIES/REPLACEMENT PARTS

DNEW48 Clear prismatic acrylic lens

Drawings are for dimensional detail only and may not represent actual mechanical configuration. Dimensions are shown in inches (centimeters) unless otherwise noted.



Notes

- 1 Use with non-dimmable switches only.
- 2 Lamps not included.

Intended Use

Provides general illumination in residential and light commercial applications. Ideal for use in offices and all rooms in the home.

Construction

Classic wrap with solid wood oak ends in oak or white finishes. Low-profile styling complements a variety of

decors. Unique flush-mount system eliminates light leaks. Durable, clear (oak finish only) or milk-white acrylic diffuser provides widespread, uniform illumination. Clip-on diffuser provides easy access for cleaning and maintenance.

Electrical

Utilizes linear T8 lamps for energy efficiency, superior

color rendering and long life (not included).

Residential electronic ballast (120V, 60Hz) ensures no flickering and quiet operation without interfering with other electronics. Also available in other ballast configurations.

For use with non-dimmable switches only.

Installation

All mounting hardware included.

Listings

RE ballast fixtures are UL Listed and CSA Certified (standard), suitable for damp locations and ENERGY STAR® qualified. For non-RE ballast fixtures, UL Listed (standard) and CSA Certified (see Options).

OAK END WRAP



Example: 10635RE ACW OA

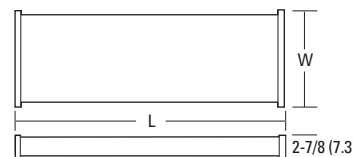
ORDERING INFORMATION

Series/Ballast ^{1,2,3}	Diffuser	Finish	Lamp type	Voltage	Options
Series¹					
10635 1' x 2', (2) 17W T8 lamps	(blank) Clear lens ACW White lens	WH White OA Solid oak frame	<u>RE ballast fixtures only</u> (blank) No specification required <u>Non-RE ballast fixtures only</u> 17 17W T8 (2' fixtures only) 32 32W T8 (4' fixtures only)	<u>RE ballast fixtures only</u> (blank) No specification required <u>Non-RE ballast fixtures only</u> MVOLT Multi-volt 120 120V 277 277V 347 347V	GEB Electronic ballast, ≤10% THD GEB10IS T8 electronic ballast, ≤10% THD, instant start GEB10RS T8 electronic ballast, ≤10% THD, rapid start CSA Meets Canadian standards ³ For other options, consult factory.
10636 1' x 4', (2) 32W T8 lamps					
10637 1-1/2' x 4', (4) 32W T8 lamps					
For other voltage and ballast, consult factory.					

ADDITIONAL INFORMATION

For additional product information, visit www.lightahome.com.

Drawings are for dimensional detail only and may not represent actual mechanical configuration. Dimensions are shown in inches (centimeters) unless otherwise noted.



	1 X 2	1 X 4	1-1/2 X 4
Length:	25-1/2 (64.8)	49-1/2 (125.7)	49-1/2 (125.7)
Width:	8-1/2 (21.6)	8-1/2 (21.6)	13-7/8 (35.2)

Notes

- 1 Lamps not included.
- 2 Use with non-dimmable switches only.
- 3 CSA standard on RE ballast fixtures.

PRODUCT INFORMATION

LINKABLE
XENON**Intended Use**

For use where accent or task lighting is needed. Ideal for cabinet lighting in kitchens, offices and bookcases.

Construction

Low-profile design with high/low/off power switch. White glass diffuser provides soft, even illumination. Housing is constructed of heavy-gauge aluminum

extrusion with injection-molded end caps. Available in white or bronze finish.

Plug-in: No wiring required; fixture-to-outlet connector included with each fixture.

Direct wire: Top or back-side flush knockouts provided. Pre-installed, poke-home connectors eliminate the need for wire nuts.

13" connector cord with safety lock included with fixture for linking additional fixtures together.

Electrical

Includes 18W, 12V Xenon lamp(s).

Stepdown 12V transformer (120V, 60Hz).

Listings

UL Listed to U.S. and Canadian safety standards.

ORDERING INFORMATION

Example: UCXD 1 120 CSW

Series ^{1,2}	Number of lamps ³	Voltage	Cord set	Finish
UCXD	1 9", (1) 18W 12V Xenon lamp	120 120V stepdown 12V transformer	CSW Standard	(blank) White
	2 12", (2) 18W 12V Xenon lamps			BZ Bronze
	3 18", (3) 18W 12V Xenon lamps			
	4 24", (4) 18W 12V Xenon lamps			

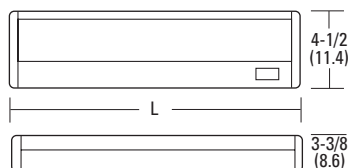
ADDITIONAL INFORMATION

For additional product information, visit www.lightahome.com.

ACCESSORIES/REPLACEMENT PARTS

ORDER SEPARATELY

UCX 2LP M12 Replacement lamps



Drawings are for dimensional detail only and may not represent actual mechanical configuration. Dimensions are shown in inches (centimeters) unless otherwise noted.

Length: 9" (23.5) 12" (30.5) 18" (46.4) 24" (61.6)

Notes

- Maximum quantity of cabinet fixtures that can be connected from a single power source cannot exceed 540W from the lamp wattage.
- Not for use with any dimming circuits.
- Includes 18W, 12V Xenon lamp(s).

PRODUCT INFORMATION

LINKABLE
HALOGEN**Intended Use**

For use where accent or task lighting is needed. Ideal for cabinet lighting in kitchens, offices and bookcases.

Construction

Low-profile design with high/low/off power switch. Features a swivel housing to direct illumination where it is

needed. White glass diffuser provides soft, even illumination. Housing is constructed of heavy-gauge aluminum extrusion with injection-molded end caps. Available in white or bronze finish.

Plug-in: No wiring required; fixture-to-outlet connector included with each fixture.

Direct wire: Top or back-side flush knockouts provided. Pre-installed poke-home connectors eliminate the need for wire nuts.

13" connector cord with safety lock included with fixture for linking additional fixtures together.

Electrical

Includes 20W, 120V halogen lamp(s).

Listings

UL Listed to U.S. and Canadian safety standards.

ORDERING INFORMATION

Example: UCHD 1 120 CSW

Series ¹	Number of lamps ²	Voltage	Cord set	Finish
UCHD	1 9", (1) 20W 12V halogen lamp	120 120V	CSW Standard	(blank) White
	2 12", (2) 20W 12V halogen lamps			BZ Bronze
	3 18", (3) 20W 12V halogen lamps			
	4 24", (4) 20W 12V halogen lamps			

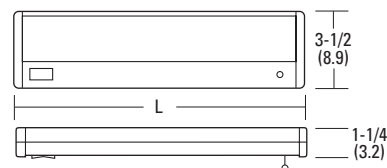
ADDITIONAL INFORMATION

For additional product information, visit www.lightahome.com.

ACCESSORIES/REPLACEMENT PARTS

ORDER SEPARATELY

UCH 2LP M12 Replacement lamps



Drawings are for dimensional detail only and may not represent actual mechanical configuration. Dimensions are shown in inches (centimeters) unless otherwise noted.

Length: 8-1/2" (21.6) 12-1/8" (30.8) 17-3/4" (45.1) 23-1/2" (59.7)

Notes

- Maximum quantity of cabinet fixtures that can be connected from a single power source cannot exceed 540W from the lamp wattage.
- Includes 20W, 120V halogen lamp(s).

PRODUCT INFORMATION

Intended Use

For use where accent or task lighting is needed. Ideal for cabinet lighting in kitchens, offices and bookcases.

Construction

Slim-profile design with on/off switch. Rugged powder-coated steel hous-

ing. Acrylic diffuser provides soft, widespread illumination with zip-lock design for easy maintenance and superior retention. Available in white or bronze finish.

Plug-in: No wiring required; fixture-to-outlet connector included with each fixture.

Direct wire: Top or back-side flush knockouts provided. Pre-installed, poke-home connectors eliminate the need for wire nuts.

13" connector cord with safety lock included with fixture for linking additional fixtures together.

Listings

UL Listed to U.S. and Canadian safety standards. ENERGY STAR® qualified.

LINKABLE T5 FLUORESCENT



Example: UC5D 8 120 LP

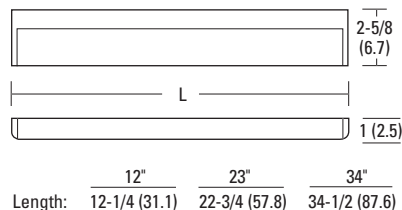
ORDERING INFORMATION

Series ¹	Number of lamps	Voltage ²	Lamped ³	Finish
UCSD	8 12", (1) 8W T5 lamp	120 120V electronic ballasts (standard)	LP Lamp included (standard)	(blank) White
	14 23", (2) 14W T5 lamps			BZ Bronze
	21 34", (3) 21W T5 lamps			

ADDITIONAL INFORMATION

For additional product information, visit www.lightahome.com.

Drawings are for dimensional detail only and may not represent actual mechanical configuration. Dimensions are shown in inches (centimeters) unless otherwise noted.

**Notes**

- 1 Maximum quantity of cabinet fixtures that can be connected from a single power source cannot exceed 540W from the lamp wattage.
- 2 Use with non-dimmable switches only.
- 3 Includes T5 fluorescent lamp.

PRODUCT INFORMATION

Intended Use

Splice box: Allows for quick and easy direct wiring. Features snap-on cover, pre-installed poke-home wire connectors and mounting hardware.

24" cord connector: Linkable cabinet lights come standard with a 13" connector cord. A 24" connector cord is avail-

able for longer-length connections between fixtures.

Row connector: Row connectors allow continuous connections with minimal (1/8") spacing between fixtures. Side-by-side connections reduce shadow between fixtures for uninterrupted light across countertops or work areas.

Cord cover: 18" white cord cover keeps fixture-to-fixture connector cords and cord-and-plugs hidden.

Self-adhesive strip on upper side of cover adheres to most surfaces. Cord cover can be cut to accommodate shorter distances between fixtures.

LINKABLE ACCESSORIES



ORDERING INFORMATION

ACCESSORIES/REPLACEMENT PARTS

UCD JB M12	Splice box for quick and easy direct wiring
UC ERC R12	1-1/8" row connector for end-to-end connections ¹
UC ERC24 R12	24" connector cord for longer-length connections ¹
UCH WWC R12	18" white cord cover for concealing cord ¹

ADDITIONAL INFORMATION

For additional product information, visit www.lightahome.com.

Notes

- 1 Resale packs must be ordered in increments of 12.

PRODUCT INFORMATION

CYLINDER

**Intended Use**

Provides general illumination in residential and commercial applications. Ideal for use in restrooms, hallways, stairways, utility areas and over hospital beds.

Construction

A sleek, cylinder white acrylic diffuser with accenting brushed nickel end caps and matching brushed

nickel canopy complements a variety of decors. Diffuser provides widespread uniform illumination. End caps allow easy access for cleaning and maintenance. Available in 2', 3' and 4' lengths.

Electrical

Includes (2) linear T5, 3000K fluorescent lamps for energy efficiency, superior color rendering and long life.

Residential electronic ballast (120V, 60Hz) ensures no flickering and quiet operation without interfering with other home electronics.

For use with non-dimmable switches only.

Installation

All mounting hardware included.

Listings

CUL Listed to U.S. and Canadian safety standards and listed as suitable for damp locations. ENERGY STAR® qualified. ADA compliant.

ADA



Example: 11802RET5 BN

ORDERING INFORMATION

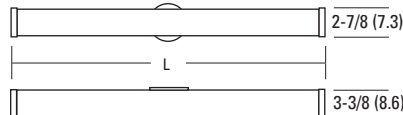
Series ¹	Ballast ²	Finish	Options
11802RET5 2', (2) 14W linear T5 lamps	(blank) 120V residential electronic ballast (standard) For other voltage and ballast, consult factory.	BN Brushed nickel	Consult factory.
11803RET5 3', (2) 21W linear T5 lamps			
11804RET5 4', (2) 28W linear T5 lamps			

ADDITIONAL INFORMATION

For additional product information, visit www.lightahome.com.

ACCESSORIES/REPLACEMENT PARTS

DMICY 24	2' matte white acrylic diffuser
DMICY 36	3' matte white acrylic diffuser
DMICY 48	4' matte white acrylic diffuser



Drawings are for dimensional detail only and may not represent actual mechanical configuration. Dimensions are shown in inches (centimeters) unless otherwise noted.

Length: $\frac{2'}{23-1/8 (58.7)}$ $\frac{3'}{35-1/4 (89.5)}$ $\frac{4'}{47 (119.4)}$

Notes

- 1 Includes (2) linear T5 3000K fluorescent lamps.
- 2 Use with non-dimmable switches only.

PRODUCT INFORMATION

WING

**Intended Use**

Provides general illumination in residential and commercial applications. Ideal for use in restrooms, hallways, stairways, utility areas and areas over hospital beds.

Construction

Curved etched-glass diffuser complemented by polished brushed nickel accents and

finials. Diffuser provides uniform illumination. Finials allow easy access for cleaning and maintenance. Available in 2', 3' and 4' lengths.

Electrical

Includes (2) linear T5, 3000K fluorescent lamps for energy efficiency, superior color rendering and long life.

Residential electronic ballast (120V, 60Hz) ensures no flickering and quiet operation without interfering with other home electronics.

For use with non-dimmable switches only.

Installation

All mounting hardware included.

Listings

CUL Listed to U.S. and Canadian safety standards and listed as suitable for damp locations. ENERGY STAR® qualified. ADA compliant.

ADA



Example: 10842RET5 BNP

ORDERING INFORMATION

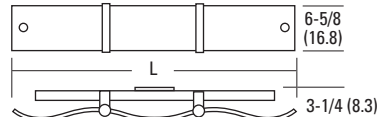
Series ¹	Ballast ²	Finish	Options
10842RET5 2', (2) 14W linear T5 lamps	(blank) 120V residential electronic ballast (standard) For other voltage and ballast, consult factory.	BNP Polished brushed nickel	Consult factory.
10843RET5 3', (2) 21W linear T5 lamps			
10844RET5 4', (2) 28W linear T5 lamps			

ADDITIONAL INFORMATION

For additional product information, visit www.lightahome.com.

ACCESSORIES/REPLACEMENT PARTS

DWGEF	Etched-glass end panel (right or left)
DWGCP	Etched-glass front center panel (3' and 4' fixtures only)



Drawings are for dimensional detail only and may not represent actual mechanical configuration. Dimensions are shown in inches (centimeters) unless otherwise noted.

Length: $\frac{2'}{23-1/8 (58.7)}$ $\frac{3'}{35-1/4 (89.5)}$ $\frac{4'}{47 (119.4)}$

Notes

- 1 Includes (2) linear T5 3000K fluorescent lamps.
- 2 Use with non-dimmable switches only.

Intended Use

Ideal for use as general illumination in restrooms, hallways, stairwells, utility areas and over hospital beds.

Construction

UV-stabilized one-piece white acrylic diffuser provides soft, uniform illumination.

superior color rendering and long life (not included).

For use with non-dimmable switches only.

Residential electronic ballast (120V, 60Hz) ensures no flickering and quiet operation without interfering with other home electronics.

Listings

UL Listed (standard). CSA Certified or NOM Certified (see Options). ENERGY STAR® qualified.

LITEPUFF®



Example: 11890RE



ORDERING INFORMATION

Series/Ballast^{1,2}

Series ¹	Ballast ²
11890 2', (2) 17W T8 lamps	RE 120V residential electronic ballast (standard)
11891 3', (2) 25W T8 lamps	
11892 4', (2) 32W T8 lamps	

For other voltage and ballast, consult factory.

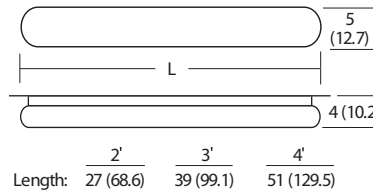
Options

CSA	Meets Canadian standards
NOM	Meets Mexican standards

ADDITIONAL INFORMATION

For additional product information, visit www.lightahome.com.

Drawings are for dimensional detail only and may not represent actual mechanical configuration. Dimensions are shown in inches (centimeters) unless otherwise noted.



Notes

- Lamps not included.
- Use with non-dimmable switches only.

PRODUCT INFORMATION

Intended Use

Provides general illumination for residential and commercial applications. Ideal for use in restrooms, hallways, stairways, utility areas and over hospital beds.

2-lamp configurations. Durable milk-white acrylic diffuser provides a wide-spread uniform illumination. Suitable for vertical or horizontal mounting. Available in 2', 3' and 4' lengths.

Residential electronic ballast (120V, 60Hz) ensures no flickering and quiet operation without interfering with other electronics. Also available in other ballast configurations.

Listings

CUL Listed to U.S. and Canadian safety standards and suitable for damp locations on RE ballast fixtures. ENERGY STAR® qualified. For non-RE ballast, UL Listed and CSA Certified (standard). NOM Certified (see Options).

CONTEMPORARY



Construction

Fashionable look in white matches any décor. White end caps available in 1- and

Electrical

Utilizes linear T8 fluorescent lamps for energy efficiency, superior color rendering and long life (not included).

For use with non-dimmable switches only.

Installation

All mounting hardware included.



ORDERING INFORMATION

Example: 11852RE

Series/Ballast^{1,2}

Series ¹	Ballast ²
11852 2', (2) 17W linear T8 lamps	RE 120V residential electronic ballast (standard)
11872 2', (1) 17W linear T8 lamp	
11853 3', (2) 25W linear T8 lamps	
11873 3', (1) 25W linear T8 lamp	
11854 4', (2) 32W linear T8 lamps	
11874 4', (1) 32W linear T8 lamp	

For other voltage and ballast, consult factory.

Voltage

<u>RE ballast fixtures only</u>	
(blank)	No specification required
<u>Non-RE ballast fixtures only</u>	
MVOLT	Multi-volt
120	120V
277	277V
347	347V

For other voltage, consult factory.

Options

GEB	Electronic ballast, ≤20% THD
GEB10IS	T8 electronic ballast, ≤10% THD, instant start
GEB10RS	T8 electronic ballast, ≤10% THD, rapid start
NOM	Meets Mexican standards

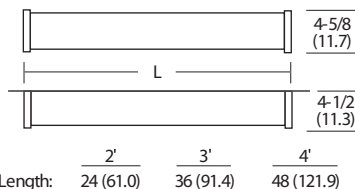
For other options, consult factory.

ADDITIONAL INFORMATION

For additional product information, visit www.lightahome.com.

ACCESSORIES/REPLACEMENT PARTS

DWC24	White acrylic diffuser 2'
DWC36	White acrylic diffuser 3'
DWC48	White acrylic diffuser 4'



Drawings are for dimensional detail only and may not represent actual mechanical configuration. Dimensions are shown in inches (centimeters) unless otherwise noted.

Notes

- Lamps not included.
- Use with non-dimmable switches only.

PRODUCT INFORMATION

WIDE BAND

**Intended Use**

Provides general illumination for residential and commercial applications. Ideal for use in restrooms, hallways, stairways, utility areas and over hospital beds.

Construction

Decorative contoured linear design complements a range of décors. Rugged UV-stabilized one-piece white diffuser provides a soft uniform illumination.

2" wide end caps offered in white, white marble, ivory marble, taupe marble and gray marble. Suitable for vertical or horizontal mounting. Available in 2', 3' and 4' lengths. Optional brass or chrome twin-lined inlay available for a custom look.

Electrical

Utilizes linear T8 fluorescent lamps for energy efficiency, superior color rendering and long life (not included).

Residential electronic ballast (120V, 60Hz) ensures no flickering and quiet operation without interfering with other electronics. Also available in other ballast configurations.

RE ballast fixtures use non-dimmable switches only. See options for dimmable ballast.

Installation

All mounting hardware included.

Listings

CUL Listed to U.S. and Canadian safety standards and suitable for damp locations on RE ballast fixtures. ENERGY STAR® qualified. For non-RE ballast, UL Listed and CSA Certified (standard). NOM Certified (see Options).



Example: 11934RE FMW

ORDERING INFORMATION

Series/Ballast ^{1,2}		Finish ³	Voltage	Options
Series¹	Ballast²	WH White	<u>RE ballast fixtures only</u>	GEB Electronic ballast, ≤20% THD
11934 2', (2) 17W linear T8 lamps	RE 120V residential electronic ballast (standard)	FMW White marble	(blank) No specification required	GEB10IS T8 electronic ballast, ≤10% THD, instant start
11935 3', (2) 25W linear T8 lamps		FMI Ivory marble	<u>Non-RE ballast fixtures only</u>	GEB10RS T8 electronic ballast, ≤10% THD, rapid start
11936 4', (2) 32W linear T8 lamps		FMT Taupe marble	MVOLT Multi-volt	NOM Meets Mexican standards
For other voltage and ballast, consult factory.		FGG Gray marble	120 120V 277 277V 347 347V	For other options, consult factory.
			For other voltage, consult factory.	

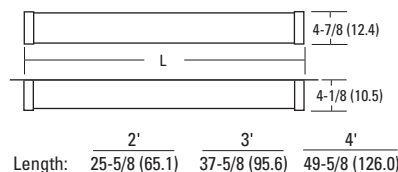
ADDITIONAL INFORMATION

For additional product information, visit www.lightahome.com.

ACCESSORIES/REPLACEMENT PARTS

U3250211 24" / white ends	U3250314 36" / white marble ends
U3250212 24" / ivory marble ends	U3250315 36" / gray marble ends
U3250213 24" / taupe marble ends	U3250411 48" / white ends
U3250214 24" / white marble ends	U3250412 48" / ivory marble ends
U3250215 24" / gray marble ends	U3250413 48" / taupe marble ends
U3250311 36" / white ends	U3250414 48" / white marble ends
U3250312 36" / ivory marble ends	U3250415 48" / gray marble ends
U3250313 36" / taupe marble ends	

Drawings are for dimensional detail only and may not represent actual mechanical configuration. Dimensions are shown in inches (centimeters) unless otherwise noted.

**Notes**

- 1 Lamps not included.
- 2 Use with non-dimmable switches only.
- 3 Optional twin-lined inlays in brass (BI) or Chrome (CI) available on end caps. Order by adding suffix to desired finish. Example: FMW BI.

Vanities

PRODUCT INFORMATION

NARROW BAND

**Intended Use**

Provides general illumination for residential and commercial applications. Ideal for use in restrooms, hallways, stairways, utility areas and over hospital beds.

Construction

Decorative contoured linear design complements a range of décors. Rugged UV-stabilized one-piece white acrylic diffuser provides soft,

uniform illumination. 1" wide acrylic end caps in white marble or black marble. Suitable for vertical or horizontal mounting. Available in 2', 3' and 4' lengths.

Electrical

Utilizes linear T8 fluorescent lamps for energy efficiency, superior color rendering and long life (not included).

Residential electronic ballast (120V, 60Hz) ensures no flickering and quiet operation without interfering with other electronics. Also available in other ballast configurations.

RE ballast fixtures use non-dimmable switches only. See options for dimmable ballast.

Installation

All mounting hardware included.

Listings

CUL Listed to U.S. and Canadian safety standards and suitable for damp locations on RE ballast fixtures. ENERGY STAR® qualified. For non-RE ballast, UL Listed and CSA Certified (standard). NOM Certified (see Options).



Example: 11928RE WH

ORDERING INFORMATION

Series/Ballast ^{1,2}		Finish	Voltage	Options
Series¹	Ballast²	WH White marble	<u>RE ballast fixtures only</u>	GEB Electronic ballast, ≤20% THD
11928 2', (2) 17W linear T8 lamps	RE 120V residential electronic ballast (standard)	FMB Black marble	(blank) No specification required	GEB10IS T8 electronic ballast, ≤10% THD, instant start
11929 3', (2) 25W linear T8 lamps			<u>Non-RE ballast fixtures only</u>	GEB10RS T8 electronic ballast, ≤10% THD, rapid start
11930 4', (2) 32W linear T8 lamps			MVOLT Multi-volt	NOM Meets Mexican standards
For other voltage and ballast, consult factory.			120 120V 277 277V 347 347V	For other options, consult factory.
			For other voltage, consult factory.	

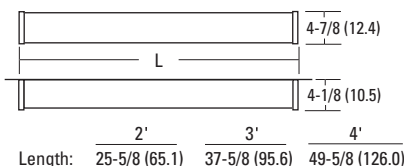
ADDITIONAL INFORMATION

For additional product information, visit www.lightahome.com.

ACCESSORIES/REPLACEMENT PARTS

U3253211 24" / white ends
U3253216 24" / black marble ends
U3253311 36" / white ends
U3253316 36" / black marble ends
U3253411 48" / white ends
U3253416 48" / black marble ends

Drawings are for dimensional detail only and may not represent actual mechanical configuration. Dimensions are shown in inches (centimeters) unless otherwise noted.

**Notes**

- 1 Lamps not included.
- 2 Use with non-dimmable switches only.

PRODUCT INFORMATION

Intended Use

Provides general illumination in residential and commercial applications. Ideal for use in 6restrooms, hallways, stairways, utility areas and over hospital beds.

die-cast aluminum ends. Diffuser provides widespread uniform illumination. Available in 2' and 3' lengths.

Electrical

Includes (2) linear T5, 3000K fluorescent lamps for energy efficiency, superior color rendering and long life.

Residential electronic ballast (120V, 60Hz) ensures no flickering and quiet operation without interfering with other home electronics.

For use with non-dimmable switches only.

Installation

All mounting hardware included.

Listings

CUL Listed to U.S. and Canadian safety standards and listed as suitable for damp locations. ENERGY STAR® qualified. ADA compliant.

RIGBY



Construction

A crown-molded white acrylic diffuser with black-bronze

ADA



ORDERING INFORMATION

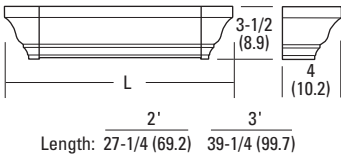
Example: 11648RET5 BZ

Series ¹	Ballast ²	Finish	Options
11647RET5 2', (2) 14W linear T5 lamps 11648RET5 3', (2) 21W linear T5 lamps	(blank) 120V residential electronic ballast (standard) For other voltage and ballast, consult factory.	BZ Black bronze	Consult factory.

ADDITIONAL INFORMATION

For additional product information, visit www.lightahome.com.

Drawings are for dimensional detail only and may not represent actual mechanical configuration. Dimensions are shown in inches (centimeters) unless otherwise noted.



Notes

- 1 Includes (2) linear T5 3000K fluorescent lamps.
- 2 Use with non-dimmable switches only.

PRODUCT INFORMATION

Intended Use

Provides general illumination in residential and commercial applications. Ideal for use in restrooms, hallways, stairways, utility areas and over hospital beds.

design provides widespread uniform illumination. Durable die-cast aluminum ends in either a sleek brushed nickel or black-bronze finish complement the diffuser's geometric design. Decorative matching finials provide easy access for cleaning and maintenance. Available in 2', 3' and 4' lengths.

Electrical

Includes (2) linear T5, 3000K fluorescent lamps for energy efficiency, superior color rendering and long life.

Residential electronic ballast (120V, 60Hz) ensures no flickering and quiet operation without interfering with other home electronics.

For use with non-dimmable switches only.

Installation

All mounting hardware included.

Listings

CUL Listed to U.S. and Canadian safety standards and listed as suitable for damp locations. ENERGY STAR® qualified. ADA compliant.

METRO



ADA



ORDERING INFORMATION

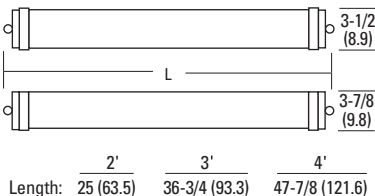
Example: 11727RET5 BN

Series ¹	Ballast ²	Finish	Options
11727RET5 2', (2) 14W linear T5 lamps 11728RET5 3', (2) 21W linear T5 lamps 11729RET5 4', (2) 28W linear T5 lamps	(blank) 120V residential electronic ballast (standard) For other voltage and ballast, consult factory.	BN Brushed nickel BZ Black bronze	Consult factory.

ADDITIONAL INFORMATION

For additional product information, visit www.lightahome.com.

Drawings are for dimensional detail only and may not represent actual mechanical configuration. Dimensions are shown in inches (centimeters) unless otherwise noted.



Notes

- 1 Includes (2) linear T5 3000K fluorescent lamps.
- 2 Use with non-dimmable switches only.

PRODUCT INFORMATION

METRO



Etched

Ribbed

Intended Use

Provides accent illumination that visually expands the space and creates a relaxing atmosphere in residential and commercial applications. Ideal for use in hallways, stairways, dining areas, foyers, offices and meeting rooms.

Construction

Contoured ribbed acrylic diffuser provides widespread uniform illumination. Durable

die-cast aluminum ends in either a sleek brushed nickel or black-bronze finish complement the diffuser's unique design. Decorative matching finials provide easy access for cleaning and maintenance.

Electrical

Includes (1) 18W, compact double-twin tube (DTT) 4-pin 2700K fluorescent lamp for energy efficiency, superior color rendering and long life.

Residential electronic ballast (120V, 60Hz) ensures no flickering and quiet operation without interfering with other electronics.

For use with non-dimmable switches only.

Installation

All mounting hardware included.

Listings

CUL Listed to U.S. and Canadian safety standards and suitable for damp locations. ENERGY STAR® qualified. ADA compliant.



Example: 11748 BZ

ORDERING INFORMATION

Series ¹	Ballast ²	Finish	Options
<u>Ribbed diffuser</u> 11748 (1) 18W DTT lamp	(blank) 120V residential electronic ballast (standard) For other voltage and ballast, consult factory.	BZ Bronze BN Brushed nickel	Consult factory.
<u>Etched geometric diffuser</u> 11737 (1) 18W DTT lamp			

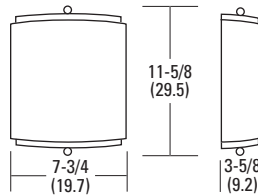
ADDITIONAL INFORMATION

For additional product information, visit www.lightahome.com.

ACCESSORIES/REPLACEMENT PARTS

CF18QT27 4PIN R6	18W compact (DTT) 4-pin 2700K fluorescent lamp ³
BLST SU18W R12	18W ballast GU 24-pin base socket Gq2 4-pin ⁴

Drawings are for dimensional detail only and may not represent actual mechanical configuration. Dimensions are shown in inches (centimeters) unless otherwise noted.

**Notes**

- Includes (1) 18W compact 4-pin (DTT) 2700K fluorescent lamp.
- Use with non-dimmable switches only.
- Resale packs must be ordered in increments of six.
- Resale packs must be ordered in increments of 12.

PRODUCT INFORMATION

RIGBY

**Intended Use**

Provides accent illumination that visually expands the space and creates a relaxing atmosphere in residential and commercial applications. Ideal for use in hallways, stairways, dining areas, foyers, offices and meeting rooms.

Construction

Cast aluminum crown molding with black-bronze finish provides accent uplight.

Electrical

Includes (1) 18W compact double-twin tube (DTT) 4-pin 2700K fluorescent lamp for energy efficiency, superior color rendering and long life.

Residential electronic ballast (120V, 60Hz) ensures no flickering and quiet operation without interfering with other home electronics.

For use with non-dimmable switches only.

Installation

All mounting hardware included.

Listings

CUL Listed to U.S. and Canadian safety standards and listed as suitable for damp locations. ENERGY STAR® qualified. ADA compliant.

ADA



Example: 11646 BZ

ORDERING INFORMATION

Series ¹	Ballast ²	Finish	Options
11646 (1) 18W DTT lamp	(blank) 120V residential electronic ballast (standard) For other voltage and ballast, consult factory.	BZ Black bronze	Consult factory.

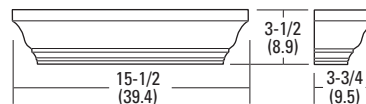
ADDITIONAL INFORMATION

For additional product information, visit www.lightahome.com.

ACCESSORIES/REPLACEMENT PARTS

CF18QT27 4PIN R6	18W compact (DTT) 4-pin 2700K fluorescent lamp ³
BLST SU18W R12	18W ballast GU 24-pin base socket Gq2 4-pin ⁴

Drawings are for dimensional detail only and may not represent actual mechanical configuration. Dimensions are shown in inches (centimeters) unless otherwise noted.

**Notes**

- Includes (1) 18W compact (DTT) 4-pin 2700K fluorescent lamp.
- Use with non-dimmable switches only.
- Resale packs must be ordered in increments of six.
- Resale packs must be ordered in increments of 12.

Intended Use

Provides accent illumination that visually expands the space and creates a relaxing atmosphere in residential and commercial applications. Ideal for use in hallways, stairways, dining areas, foyers, offices and meeting rooms.

Construction

Tri-band: A clean appearance with three concentric matte white powder-coated steel bands in a three-tiered design that provides a flood of indirect light on the wall.

Half-round deco: provides a soft, uniform illumination with a white matte acrylic diffuser. Accented with cast resin casing trim in a metallic finish.

Electrical

Tri-band: Utilizes (2) 13W twin tube (TT) 4-pin fluorescent lamps, for energy efficiency, superior color rendering and long life (not included).

Half-round deco: Requires (2) 13W TT compact fluorescent lamps (not included).

Standard with class P, sound rating "A" instant-on magnetic ballast (120V, 60Hz).

For use with non-dimmable switches only.

Installation

All mounting hardware included.

Listings

UL Listed and CSA Certified (standard) and suitable for damp locations. ADA compliant.

TRI-BAND HALF-ROUND DECO



Tri-band



Half-round Deco

Example: 11972 2 13DTT

ORDERING INFORMATION

Series ¹	Number of lamps ²	Lamp type	Voltage	Options
11972 Tri-band	2	13DTT 13W DTT lamps	(blank) 120V	Consult factory.
11956 Half-round deco			277 277V	
			For other voltage, consult factory.	

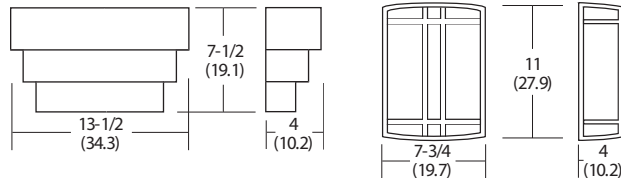
ADDITIONAL INFORMATION

For additional product information, visit www.lightahome.com.

ACCESSORIES/REPLACEMENT PARTS

T6073 Tri-band cover

Drawings are for dimensional detail only and may not represent actual mechanical configuration. Dimensions are shown in inches (centimeters) unless otherwise noted.



Notes

- 1 Use with non-dimmable switches only.
- 2 Lamps not included.

PRODUCT INFORMATION

Intended Use

Provides accent illumination that visually expands the space and creates a relaxing atmosphere in residential and commercial applications. Ideal for use in hallways, stairways, dining areas, foyers, offices and meeting rooms.

Construction

A distinctive contoured design complements a variety of decors. Durable milk-white acrylic diffuser provides a widespread uniform illumination.

Electrical

Utilizes (1) 13W compact twin tube (TT) 2-pin fluorescent

lamp, for energy efficiency, superior color rendering and long life (not included).

Standard with class P, sound rating "A" instant-on magnetic ballast (120V, 60Hz).

For use with non-dimmable switches only.

Installation

All mounting hardware included.

Listings

UL Listed and CSA Certified (standard) and suitable for damp locations.

LITEPUFF®



Example: 11881

ORDERING INFORMATION

Series ^{1,2}	Voltage	Options
11881 (1) 13W TT lamp	(blank) 120V 277 277V	Consult factory.
For other voltage, consult factory.		

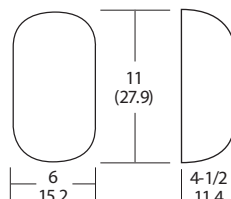
ADDITIONAL INFORMATION

For additional product information, visit www.lightahome.com.

ACCESSORIES/REPLACEMENT PARTS

DSCONPUFF White acrylic diffuser

Drawings are for dimensional detail only and may not represent actual mechanical configuration. Dimensions are shown in inches (centimeters) unless otherwise noted.



Notes

- 1 Lamp not included.
- 2 Use with non-dimmable switches only.

PRODUCT INFORMATION

QUARTER SPHERE

**Intended Use**

Provides accent illumination that visually expands the space. Ideal for use in restrooms, hallways and stairwells.

Construction

Distinctive decorative wall fixtures in designs to complement a range of decors.

Provides soft, uniform illumination with a matte white acrylic diffuser. Offered with no trim for a clean appearance or accented with a black or white PVC trim. Diffuser removes easily for cleaning and maintenance.

Electrical

Utilizes (2) 13W twin tube (TT) compact fluorescent lamps (not included).

Uses class P, LPF, sound rating "A" instant-on magnetic ballast (120V, 60Hz).

For use with non-dimmable switches only.

Installation

All mounting hardware included.

Listings

UL Listed and CSA Certified (standard) and suitable for damp locations. ADA compliant.

ADA

Example: 11957

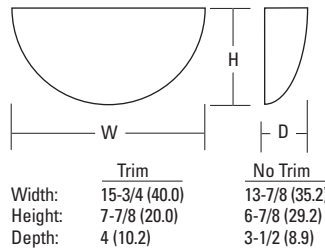
ORDERING INFORMATION

Series ^{1,2}	Finish	Voltage	Options
11957 (2) 13W TT lamps	(blank) No trim	(blank) 120V	Consult factory.
11963 (2) 13W TT lamps	WH White trim	277 277V	
11963 (2) 13W TT lamps	BL Black trim		

ADDITIONAL INFORMATION

For additional product information, visit www.lightahome.com.

Drawings are for dimensional detail only and may not represent actual mechanical configuration. Dimensions are shown in inches (centimeters) unless otherwise noted.

**Notes**

- Lamps not included.
- Use with non-dimmable switches only.

PRODUCT INFORMATION

ROMANESQUE

**Intended Use**

Provides accents illumination that visually expands the space. Ideal for use in restrooms, hallways and stairwells.

Construction

Distinctive decorative wall fixtures in designs to complement a range of decors.

Cast resin, faux alabaster diffuser for a clean-lined appearance in a choice of classic designs.

Electrical

Utilizes (2) 13W twin tube (TT) compact fluorescent lamps (not included).

Standard with class P, LPF, sound rating "A" ballast.

For use with non-dimmable switches only.

Listings

UL Listed to U.S. and Canadian safety standards. ADA compliant.

ADA

Example: 11953

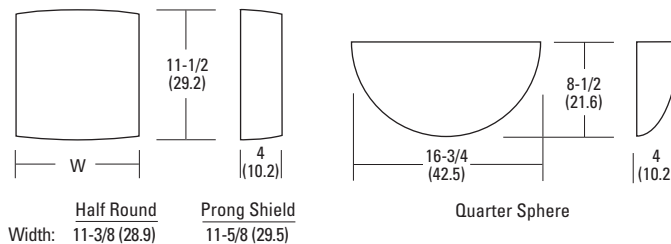
ORDERING INFORMATION

Series ^{1,2}	Voltage	Options
11953 Half round, (2) 13W TT lamps	(blank) 120V	Consult factory.
11954 Quarter sphere, (2) 13W TT lamps	277 277V	
11955 Prong shield, (2) 13W TT lamps	For other voltage, consult factory.	

ADDITIONAL INFORMATION

For additional product information, visit www.lightahome.com.

Drawings are for dimensional detail only and may not represent actual mechanical configuration. Dimensions are shown in inches (centimeters) unless otherwise noted.

**Notes**

- Lamps not included.
- Use with non-dimmable switches only.

Surface-Mounted Fixtures

NOMENCLATURE SEE PAGE	BALLAST & ELECTRICAL			HANGER	
	EL 89	GLR 88	GMF 88	SQ 89	1B 89
Acorn	<input type="checkbox"/>	<input type="checkbox"/>	<input type="checkbox"/>	<input type="checkbox"/>	<input type="checkbox"/>
Artisten	<input type="checkbox"/>	<input type="checkbox"/>			
Bobbie	<input type="checkbox"/>	<input type="checkbox"/>			
Cambridge, 2L	<input checked="" type="checkbox"/>	<input checked="" type="checkbox"/>	<input checked="" type="checkbox"/>	<input checked="" type="checkbox"/>	<input checked="" type="checkbox"/>
Cambridge, 2U	<input type="checkbox"/>	<input checked="" type="checkbox"/>	<input checked="" type="checkbox"/>	<input checked="" type="checkbox"/>	<input checked="" type="checkbox"/>
Cambridge, 4L	<input checked="" type="checkbox"/>	<input checked="" type="checkbox"/>	<input checked="" type="checkbox"/>	<input checked="" type="checkbox"/>	<input checked="" type="checkbox"/>
Cirrus, 2L	<input checked="" type="checkbox"/>	<input checked="" type="checkbox"/>	<input checked="" type="checkbox"/>		
Cirrus, 4L	<input checked="" type="checkbox"/>	<input checked="" type="checkbox"/>	<input checked="" type="checkbox"/>	<input checked="" type="checkbox"/>	<input checked="" type="checkbox"/>
Designer, 2L, Acrylic	<input checked="" type="checkbox"/>	<input checked="" type="checkbox"/>	<input checked="" type="checkbox"/>	<input checked="" type="checkbox"/>	<input checked="" type="checkbox"/>
Designer, 2U, Acrylic	<input type="checkbox"/>	<input checked="" type="checkbox"/>	<input checked="" type="checkbox"/>	<input checked="" type="checkbox"/>	<input checked="" type="checkbox"/>
Designer, 4L, Acrylic	<input checked="" type="checkbox"/>	<input checked="" type="checkbox"/>	<input checked="" type="checkbox"/>	<input checked="" type="checkbox"/>	<input checked="" type="checkbox"/>
Disk	<input type="checkbox"/>	<input type="checkbox"/>			
Elliptis	<input type="checkbox"/>	<input type="checkbox"/>			
Futra	<input type="checkbox"/>	<input type="checkbox"/>			
Lily	<input type="checkbox"/>	<input type="checkbox"/>	<input type="checkbox"/>	<input type="checkbox"/>	<input type="checkbox"/>
Litepuff, 2L	<input checked="" type="checkbox"/>	<input checked="" type="checkbox"/>	<input checked="" type="checkbox"/>	<input checked="" type="checkbox"/>	<input checked="" type="checkbox"/>
Litepuff, 2U	<input type="checkbox"/>	<input checked="" type="checkbox"/>	<input checked="" type="checkbox"/>	<input checked="" type="checkbox"/>	<input checked="" type="checkbox"/>
Litepuff, 4L	<input checked="" type="checkbox"/>	<input checked="" type="checkbox"/>	<input checked="" type="checkbox"/>	<input checked="" type="checkbox"/>	<input checked="" type="checkbox"/>
Litepuff, 4L, 2'	<input type="checkbox"/>	<input checked="" type="checkbox"/>	<input checked="" type="checkbox"/>	<input checked="" type="checkbox"/>	<input checked="" type="checkbox"/>
Low-profile Rounds	<input type="checkbox"/>	<input type="checkbox"/>	<input type="checkbox"/>	<input type="checkbox"/>	<input type="checkbox"/>
Low-profile Squares	<input type="checkbox"/>	<input type="checkbox"/>	<input type="checkbox"/>	<input type="checkbox"/>	<input type="checkbox"/>
Metro Ribbed	<input checked="" type="checkbox"/>	<input checked="" type="checkbox"/>	<input checked="" type="checkbox"/>	<input checked="" type="checkbox"/>	<input checked="" type="checkbox"/>
Metro Etched	<input checked="" type="checkbox"/>	<input checked="" type="checkbox"/>	<input checked="" type="checkbox"/>	<input checked="" type="checkbox"/>	<input checked="" type="checkbox"/>
MP, 2L	<input checked="" type="checkbox"/>	<input checked="" type="checkbox"/>	<input checked="" type="checkbox"/>	<input checked="" type="checkbox"/>	<input checked="" type="checkbox"/>
MP, 2U	<input type="checkbox"/>	<input checked="" type="checkbox"/>	<input checked="" type="checkbox"/>	<input checked="" type="checkbox"/>	<input checked="" type="checkbox"/>
MP, 4L	<input checked="" type="checkbox"/>	<input checked="" type="checkbox"/>	<input checked="" type="checkbox"/>	<input checked="" type="checkbox"/>	<input checked="" type="checkbox"/>
Nickel End Wrap	<input type="checkbox"/>	<input type="checkbox"/>	<input type="checkbox"/>	<input type="checkbox"/>	<input type="checkbox"/>
Pristine	<input type="checkbox"/>	<input type="checkbox"/>			
Rigby	<input checked="" type="checkbox"/>	<input checked="" type="checkbox"/>	<input checked="" type="checkbox"/>	<input checked="" type="checkbox"/>	<input checked="" type="checkbox"/>
Saturn	<input type="checkbox"/>	<input type="checkbox"/>			
Tulip	<input type="checkbox"/>	<input type="checkbox"/>	<input type="checkbox"/>	<input type="checkbox"/>	<input type="checkbox"/>

Vanity Wall Brackets

NOMENCLATURE SEE PAGE	BALLAST & ELECTRICAL	
	GLR 88	GMF 88
Narrow Band Ends	<input checked="" type="checkbox"/>	<input checked="" type="checkbox"/>
Wide Band Ends	<input checked="" type="checkbox"/>	<input checked="" type="checkbox"/>
White/clear Fluted	<input checked="" type="checkbox"/>	<input checked="" type="checkbox"/>
Litepuff	<input checked="" type="checkbox"/>	<input checked="" type="checkbox"/>
Cylinder	<input type="checkbox"/>	<input type="checkbox"/>
Rigby	<input type="checkbox"/>	<input type="checkbox"/>
Wing	<input type="checkbox"/>	<input type="checkbox"/>
Metro	<input type="checkbox"/>	<input type="checkbox"/>
Contemporary	<input checked="" type="checkbox"/>	<input checked="" type="checkbox"/>

Notes
 Option available
 (blank) Option not available
 Consult factory