



# Facility Renovation

Look around. Does your facility need better lighting?

# Lighting should add value to your operations

Lighting in facilities must not only be energy efficient and address code requirements, it should also provide for a properly lit work environment for your personnel. As one of the biggest energy expenses throughout your facility, your efficient operations require well-planned lighting.



## Traditional lighting is a drain on your resources

- Wastes energy and requires both routine and unexpected maintenance that includes costly downtime, employee time and parts inventory
- Struggles to comply with ever-changing energy codes. A constant worry, this can add up in fixes that are costly and time-consuming
- Creates inconsistently lit areas or dark areas, affecting facility security, personnel safety and productivity

We understand the everyday challenges of maintaining a lighting system that performs for you. Tailored to your needs, our lighting solutions help reduce energy consumption and maintenance costs, all while improving light quality for a comfortable, productive and safer environment.



### Tailored to your environment and aesthetics

From quality products with industry-leading ratings and surge protections to meet the most stringent requirements to choices to maintain aesthetic conformity.



### Generate cost savings of 60%

With energy consumption savings over HID alternatives, while further promoting sustainability initiatives and carbon footprint reduction.



### Reduce maintenance costs by 50%

Eliminate frequent lamp and ballast replacements associated with traditional technologies or other maintenance resulting from unreliable performance.



### Enhance safety and productivity

Superior lighting quality and uniformity combined with reliable operation, provide improved visibility for a comfortable, productive and safe environment.

# Lighting controls maximize your return

## A solution tailored to your needs and budget

Whether to address code and mandated requirements or simply better manage your lighting, controls help you achieve a solution that responds to your needs.

We can help you design the right solution for your facilities with options from Dark to Light®, high-quality, cost-effective electronic outdoor photocontrols, to a fully scalable, wired and wireless, networked solution from nLight®.

Occupancy sensing, motion detection, photo-sensing and dimming capabilities create a lighting solution that provides the right illumination levels, any time of the day or night, and light the indoor and outdoor space for your personnel.



### DLL Series by Dark to Light

Designed for a 20-year operating life with superior inrush current and surge-protection features, the DLL Elite photocontrol supports the extended life and low maintenance benefits associated with LED fixtures.



### DSN by Dark to Light

Combines the reliability of the DLL Elite photocontrol with the performance of the Itron network platform for unparalleled functionality and adaptive control of street lighting systems.



### nLight® Networked Lighting

#### Controls Platform

Control indoor and outdoor spaces seamlessly, with a complete solution that scales with your needs and lays the foundation for simple upgrades and additional feature sets.



# Simplify your lighting with networked controls

## nLight AIR networked lighting controls platform

nLight AIR is a simplified wireless lighting control solution that eliminates the need to run wires, resulting in an overall lower cost of install. The nLight AIR sensor is a relay, occupancy sensor, and photo controller all in one device embedded into a wide variety of indoor and outdoor luminaires. This feature provides a cost effective solution for applications where an IP65 enclosure is needed and enables control, occupancy detection, and daylight harvesting per individual fixture and can be added to communication networks for group control, current monitoring and driver/lamp outage detection.

- Turns lights off when space is unoccupied, increasing energy savings and the life of our luminaires
- Light only the space you need with optional dimming and photocell settings



### Simple

Wireless install and setup, nLight AIR embedded sensors work as occupancy sensors and photocells out-of-the-box while the CLAIRITY™ Pro app allows you to easily adjust sensor settings.



### Scalable

Ideal for any application, small to large, indoor to outdoor, scaling from one room to a whole building, across an entire site. Visualize Real-Time Operational Data with SensorView software.



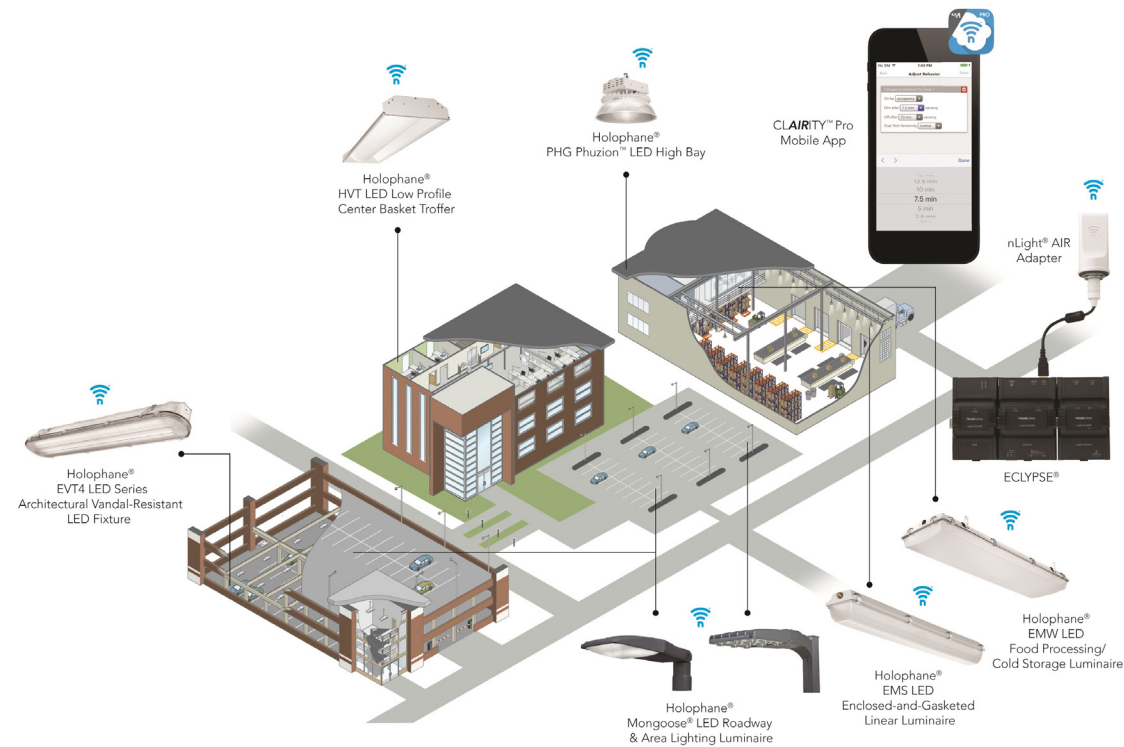
### Connected

Connects light fixtures, sensors, and other control devices to create a digital network with unmatched flexibility. Integrate with building management systems leveraging BACnet® capabilities.



### Secure

Our commitment to security incorporates core principles and best practices early into the product development lifecycle and governance policies that meet industry best practices and guidelines.
















## Truck Bays




TYPE	FIXTURE	PRODUCT	DESCRIPTION
Highbay		PHZ	Heavy Industrial LED High Bay by Holophane
		PHV	Linear LED High Bay with unique tilting capability for customized light distribution
		PHG	Light industrial LED High Bay by Holophane
		Petrolux® Low Bay Series	Round Low Bay for Harsh Industrial Applications by Holophane
		Petrolux® High Bay Series	Round High Bay for Harsh Industrial Applications by Holophane
Skylights		SIG	Signature™ Series Commercial Prismatic Dome Skylights by Sunoptics®
		PY	Heavy Industrial LED High Bay for high ambient temperatures by Holophane
		DHP	Pyramid Lens Skylight by Sunoptics
		SVT2 Smoke Vent	Double Hip Lens Skylight by Sunoptics
Emergency		QM LED	Exit Unit Combo by Holophane
		DLTL	Wet Location LED Exit Sign by Holophane
		DLTLC	Wet Location Emergency LED Exit Combo Light by Holophane
		DLTLX	Vandal Resistant, All-Condition Exit Light by Holophane
		DM30	Wet Location Emergency Lighting Unit by Holophane
		MEX	Die-Cast Exit Sign by Holophane
		CZAFB	Architectural Outdoor LED Emergency Light by Holophane















## Storage Area



TYPE	FIXTURE	PRODUCT	DESCRIPTION
Floodlight		ACP	Utility floodlight by AEL®
		Predator	Heavy Duty Industrial Floodlight by Holophane®
Area and Security		Autobahn	Maintenance-free LED Cobra Heads by AEL
		Watch Light WL1	NEMA Security Light by AEL
		Mongoose	Roadway and Area Lighting by Holophane
		LEDG2	Roadway and Area Cobra Head by Holophane
Roadway		Autobahn	Maintenance-free LED Cobra Heads by AEL
		Mongoose	Roadway and Area Lighting by Holophane
Canopy		PPSQL2	Parking Garage Lighting by Holophane
		Petrolux® Linear Series	Linear Low Bay for Industrial Spaces by Holophane (EMX, EMXH)
		Petrolux® Low Bay Series	Round Low Bay for Harsh Industrial Applications by Holophane
		Petrolux® High Bay Series	Round High Bay for Harsh Industrial Applications by Holophane
		HXPL	Hazardous location LED fixture by Holophane











## Warehouse



TYPE	FIXTURE	PRODUCT	DESCRIPTION
Highbay		PHZ	Heavy Industrial LED High Bay by Holophane
		PHS	Industrial High Bay with Uplighting by Holophane
		PHV	Linear LED High Bay with unique tilting capability for customized light distribution
		PHG	Light industrial LED High Bay by Holophane
Striplights		Petrolux® Low Bay Series	Linear Low Bay for Industrial Spaces by Holophane
		HZL1D	Strip Light with Drop Lens and Uplight by Holophane
		HRTC	Strip Light for Medium-Light Duty Applications by Holophane
Emergency		QM LED	Exit Unit Combo by Holophane
		HRTC	Strip Light for Medium-Light Duty Applications by Holophane
		QM LED	Exit Unit Combo by Holophane
		MEX	Die-Cast Exit Sign by Holophane
Skylights		PY	Pyramid Lens Skylight by Sunoptics
		DHP	Double Hip Lens Skylight by Sunoptics
		SLFT	LightFlex™ Tubular Daylighting System by Sunoptics®
		SVT2 Smoke Vent	UL Listed & FM Approved Industrial Smoke Vent by Sunoptics
		SVT2 Smoke Vent	UL Listed & FM Approved Industrial Smoke Vent by Sunoptics









## Parking Lot/Entrance



TYPE	FIXTURE	PRODUCT	DESCRIPTION
Wall Mount		W4GLED	Wallpack for Wall and Canopy Lighting by Holophane
		HLWPC2	Architectural Full Cutoff LED Wallpack by Holophane
Floodlight		ACP	Industrial Utility Floodlight by AEL
		75LED	Utility Floodlight by AEL
		Predator	Industrial Utility Floodlight by Holophane
Area		Autobahn	Maintenance-free LED Cobra Heads by AEL
		Mongoose	Roadway and Area Lighting by Holophane
		LEDG2	Roadway and Area Cobra Head by Holophane
		TRMS2	Trika Side Mount by Cyclone
Bollards		LED Illuminated Bollards	Aluminum Bollards by Holophane (CHBOL, NYBOL, CLBOL, PLBOL)

## Parking Lot/Entrance



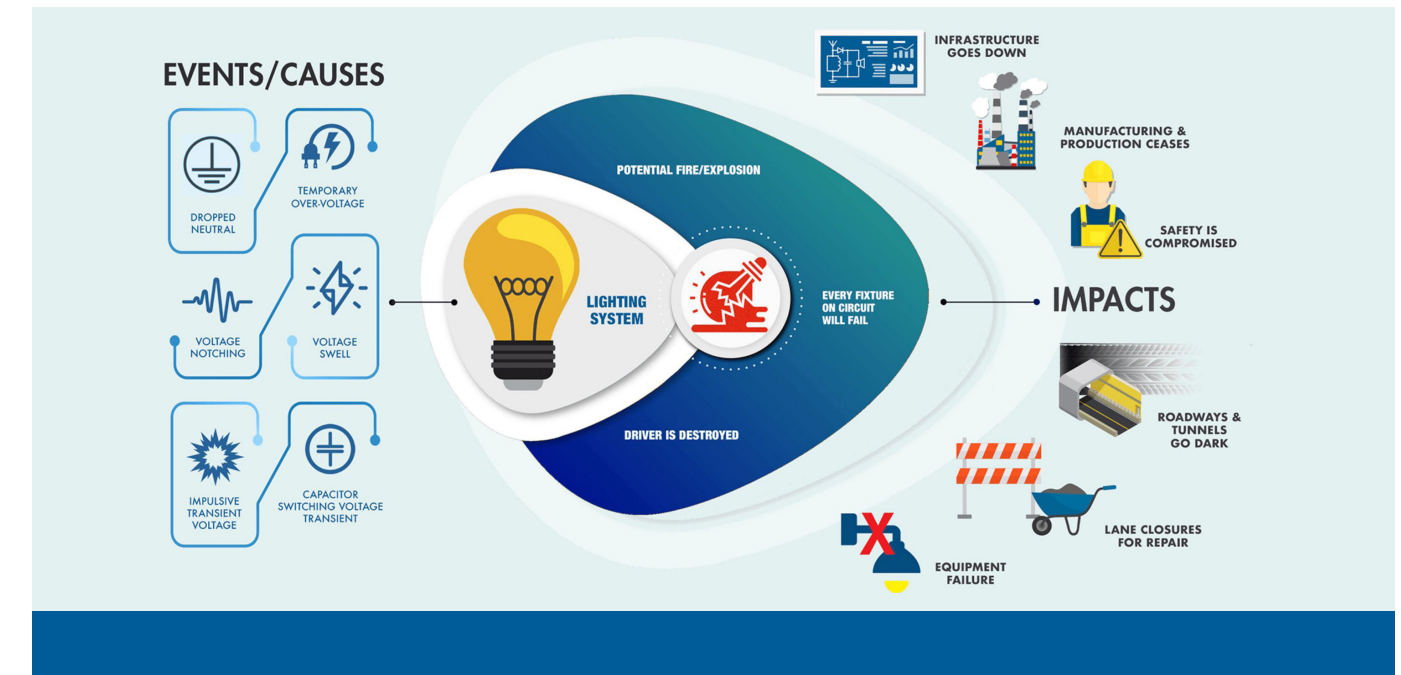
TYPE	FIXTURE	PRODUCT	DESCRIPTION
Decorative Post Tops		LED Post Top Lanterns	LED Post-Top Lantern by AEL (247L, 247CL, ARDL, ARDCL, AVPL2, AVPCL2)
		HTFL	Post-Top Acorn by AEL
		Post Top LED Lantern Lights	AUCL2, PUCL2, AWDE3, GVD3&GPD3, PTE2&PTUE2, ARE2&ARUE2
		AWDE3	Washington Postlite Acrylic Post-Top by Holophane
		VMAT4A	Villa Maria Post Top by Cyclone
		TRIT4A	Trika Post Top by Cyclone
		CN12T4B	Marina Post Top by Cyclone
		CLE17T4D	Azalea Post Top by Cyclone



TYPE	FIXTURE	PRODUCT	DESCRIPTION
Emergency		QM LED	Exit Unit Combo by Holophane
		DLTL	Wet Location LED Exit Sign by Holophane
		DLTLC	Wet Location Emergency LED Exit Combo Light by Holophane
		DLTLX	Vandal Resistant, All-Condition Exit Light by Holophane
		DM30	Wet Location Emergency Lighting Unit by Holophane
		MEX	Die-Cast Exit Sign by Holophane
		CZAFB	Architectural Outdoor LED Emergency Light by Holophane
Troffers		HVT	Low Profile Center Basket LED Troffer by Holophane
Skylights		SLFT	LightFlex™ Tubular Daylighting System by Sunoptics®
		SLF	Square Skylight System for Suspended Ceiling Applications by Sunoptics

# XVOLT Protection

Why Holophane XVolt is Critical to Your Lighting Infrastructure



Protect your lighting infrastructure from catastrophic failure with the XVOLT option from Holophane.

On a 277V circuit, if the neutral is dropped for even a second, the result is every fixture getting hit with 480 volts. This can cause catastrophic failure resulting in destruction of the driver with potential for fire or explosion. This damage typically affects every fixture on the lighting circuit, compromising your entire system.

Upgrading to the Holophane XVOLT option can provide the confidence of greater protection from poor power quality and helps ensure longer operational life for your lighting system. Also, whenever XVOLT is selected you will also get the high voltage 347 480V SPD option which provides additional power surge and over voltage protection.

Upgrading to the Holophane XVOLT option can provide the confidence of greater protection from poor power quality and helps ensure longer operational life for your lighting system. Also, whenever XVOLT is selected you will also get the high voltage 347 480V SPD option which provides additional power surge and over voltage protection.

## Reusable and Relocatable.

Your Sustainable Wiring Solution

RELOC® modular wiring solutions for lighting control deliver a shorter time to occupancy, remodeling that is on time and in budget, with a low cost of ownership. The system's pre-manufactured plug-and-play components quickly snap together reducing time and labor costs, saving you up to 25% on total install costs. Connections are 100% reusable and relocatable, saving time and money on changes in the facility for the life of the building. In addition, RELOC is also available with embedded and wired nLight®.





## Lighting Solutions that Work for You.

Our team of highly trained sales professionals are located throughout the country and are ready to assist you at your facility.

Your local Holophane salesperson or utility agency representative can assist with the following:

- Coordinated site visits and project support
- Audit and lighting recommendations
- Lighting and controls system design assistance
- Education and training
- Proposal and business case response support
- Contract submittals
- Commissioning support
- Technical, and Field service support

Contact your Acuity Brands® Expert Today

