



## HIGHLIGHTS

- Ultra-thin OLED technology in an organic luminaire shape offering a new design freedom
- Individual luminaires configurable in any pattern allow light to be delivered where needed
- Emits a natural soft pure light that is glare-free and cool to the touch
- OLED direct illumination available in 90+ CRI in 3000K and 4000K



eldoLED

## SPECIFICATIONS

### Construction

OLED panels encased in injection molded polymer cassettes held in place by a stainless steel structural frame. Mounting hardware with no exposed fasteners. Class II wiring.

### Mounting

Single fastener mounting to Revel module mount pan. Canopy is mounted to standard 4" octagonal junction box (supplied by others) with hidden fasteners. Luminaires can be mounted in grid and hard ceiling conditions.

### Source

OLED source available in 90+ CRI with color temperature options (3000K and 4000K). 5 OLED panels.

### Finish

Cassettes: Semi-gloss white only.  
Structural Frame: Brushed stainless steel only.  
Stem and Canopy: Brushed aluminum. Canopy has a matte

black painted reveal. Consult factory for custom paint and metal finish options.

### Electrical

Remote EldoLED 0-10V dimming driver.

### Environment

Ambient operating temperature between 0° C to 40° C.

### Validation

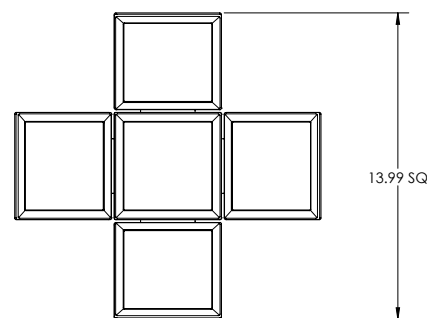
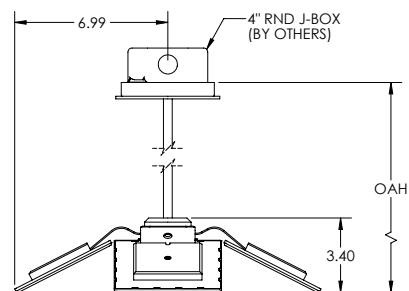
ETL/cETL listed for dry locations.

### Warranty

3-year limited warranty. Complete warranty terms located at [www.acuitybrands.com/support/customer-support/terms-and-conditions](http://www.acuitybrands.com/support/customer-support/terms-and-conditions)

**Note:** Actual performance may differ as a result of end-user environment and application. All values are design or typical values, measured under laboratory conditions at 25 °C.

## DIMENSIONS



## ORDERING INFORMATION Example: CALS REVEL O30K MO MVOLT ZT PM/42 SGWBSS

Series	OLED Color Temperature	OLED Output	Voltage	Control Input	Mounting	Overall Height	Finish
CALS REVEL	O30K 3000K O40K 4000K <i>Note: OLED available in 90+ CRI only</i>	MO Maximum Output ML Maximum Lifetime	MVOLT 120-277 VAC	ZT 0-10V	PM/	— *(height in inches)	SGWBSS Semi Gloss White Brushed Stainless Steel CPF Custom Paint Finish CMF Custom Metal Finish

## PHOTOMETRIC PERFORMANCE (ESTIMATED)

### Nominal Luminaire Performance at Maximum Output (MO)


	PM Pendant	
	3000K	4000K
Luminance (cd/m²)	8500	7000
Lumens	1273	1002
Watts	21	22
Efficacy (lm/W)	60	46
L70 lifetime (hrs)	30,000	30,000

### Nominal Luminaire Performance at Maximum Lifetime (ML)

	PM Pendant	
	3000K	4000K
Luminance (cd/m²)	3000	3000
Lumens	475	475
Watts	8	11
Efficacy (lm/W)	59	43
L70 lifetime (hrs)	100,000	100,000

## DISTRIBUTION

100% Down



## CUSTOMIZATION

Ask CALS about the following possibilities: additional mounting options, custom colors and other modifications.

