

HIGHLIGHTS

- Softly gestures to the occupant to create a human connection
- OLED direct illumination available in 90+ CRI in 3000K and 4000K
- Large Kindred consists of 28 OLED panels
- Medium Kindred consists of 12 OLED panels
- Flicker-free dimming by remote eldoLED® driver



SPECIFICATIONS

Construction

Formed aluminum housing.

Mounting

Pendant using decorative canopy. Four fastener mounting with no exposed fasteners. Luminaire can be mounted in grid and hard ceiling conditions.

Source

OLED source available in 90+ CRI with color temperature options (3000K and 4000K). 28 OLED panels per LRG Kindred. 12 OLED panels per MED Kindred.

Finish

Standard colors for housing are painted aluminum, white or black.

Electrical

Remote EldoLED 0-10V dimming driver. Multiple remote dimming drivers required.

Environment

Ambient operating temperature between 0° C to 40° C.

Validation

ETL/cETL listed for dry locations.

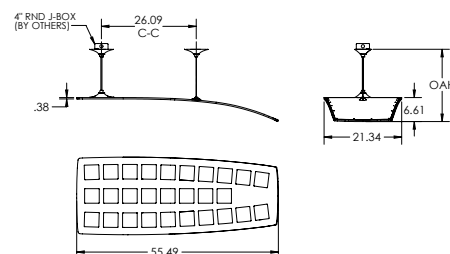
Warranty

3-year limited warranty. Complete warranty terms located at www.acuitybrands.com/support/customer-support/terms-and-conditions

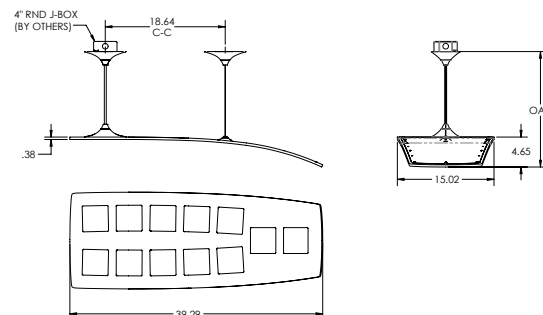
Note: Actual performance may differ as a result of end-user environment and application. All values are design or typical values, measured under laboratory conditions at 25 °C.

DIMENSIONS

LRG



MED



ORDERING INFORMATION Example: CALS KINDRED LRG O30K MO MVOLT ZT PM/18 C110

Series	Form	OLED Color Temperature	OLED Output	Voltage
CALS KINDRED	LRG Large MED Horizontal Medium	O30K 3000K O40K 4000K <i>Note: OLED available in 90+ CRI only</i>	MO Maximum Output ML Maximum Lifetime	MVOLT 120-277 VAC
Control Input	Mounting	Overall Height	Finish	
ZT 0-10V Dimming	PM/ Pendant Mount	-- *(height in inches)	C110 Painted Aluminum (low gloss) C041 White (fine textured)	C201 Black (fine textured) C099 Custom color

PHOTOMETRIC PERFORMANCE (ESTIMATED)

Nominal Luminaire Performance at Maximum Output (MO)


	LRG		MED	
	3000K	4000K	3000K	4000K
Luminance (cd/m²)	8500	7000	8500	7000
Lumens	7112	5600	3048	2400
Watts	114	118	49	51
Efficacy (lm/W)	62	47	62	47
L70 lifetime (hrs)	30,000	30,000	30,000	30,000

Nominal Luminaire Performance at Maximum Lifetime (ML)

	LRG		MED	
	3000K	4000K	3000K	4000K
Luminance (cd/m²)	3000	3000	3000	3000
Lumens	2660	2660	1140	1140
Watts	41	56	19	25
Efficacy (lm/W)	65	47	60	45
L70 lifetime (hrs)	100,000	100,000	100,000	100,000

DISTRIBUTION

100% Down



CUSTOMIZATION

Ask CALS about the following possibilities: additional mounting options, custom colors and other modifications.

