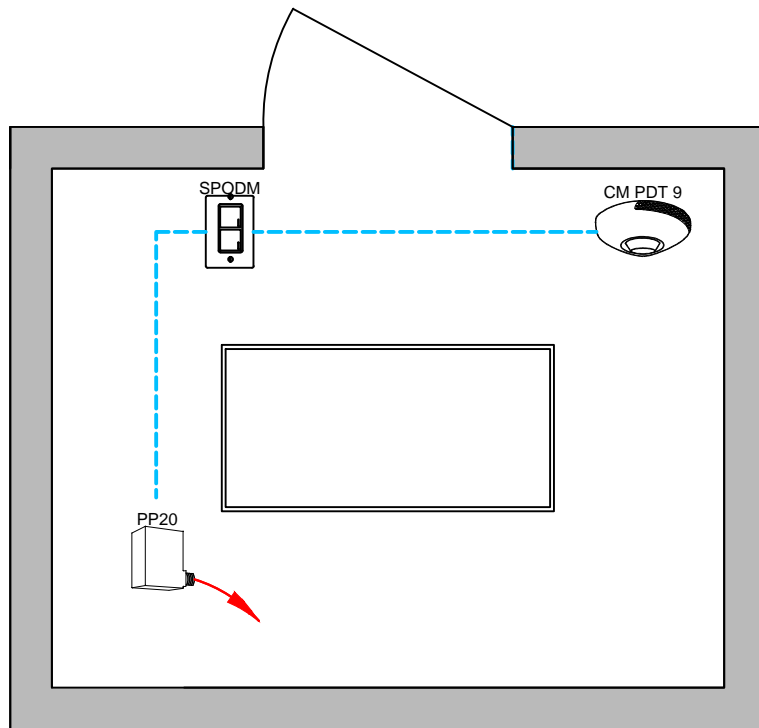


# IECC 2015 DESIGN GUIDE

PRIVATE RESTROOM w/ LOW VOLTAGE CEILING HEAD



### SEQUENCE OF OPERATION:

#### LIGHTS

- SWITCHING ONLY, NO DIMMING

#### OCCUPANCY

- LIGHTS AUTOMATICALLY TURN ON WHEN OCCUPANT ENTERS  
- LIGHTS AUTOMATICALLY TURN OFF WHEN SPACE BECOMES VACANT

#### MANUAL

- MASTER ON/OFF CONTROL OF ENTIRE SPACE

#### ADDITIONAL OPTIONS:

- SURFACE OR RECESSED MOUNT SENSORS ALSO AVAILABLE  
- FOR EMERGENCY LIGHTING CONTROL ADD A PP16 SHUNT PACK.

### DIAGRAM LEGEND


 LINE FEED


 CLASS 2 LOW VOLTAGE

### BILL OF MATERIAL

QTY	PRODUCT #	DESCRIPTION
1	PP20	RELAY MODULE
1	SPODM	ON/OFF WALL SWITCH
1	CM PDT 9	DUAL TECHNOLOGY CEILING MOUNT OCCUPANCY SENSOR

### SUPPORTS THE FOLLOWING REQUIREMENTS:

 FULL AUTO-OFF VIA OCCUPANCY SENSOR (C405.2.1.1)

 LOCAL SWITCH (C405.2.2.3)