

OLWX LED

Low Profile LED Wall Luminaires

Value and Versatility Defined

The OLWX LED wallpacks are energy-saving, long-life replacements for traditional metal halide wallpacks. The OLWX family is compact and powerful, delivering up to 18,200 lumens. The OLWX1 and OLWX2 offer several mounting options that provide versatility to meet your applications' needs.

Key Features:

- Energy savings up to 88% vs. comparable metal halide wallpacks; saves more than \$162 per luminaire, per year over 400W metal halide
- 20+ years expected service life (with lumen maintenance of L73/100,000 hours)
- Three wall mounting options and five flood mounting options provide exceptional versatility
- Easy to install with two set screws — no need to open the luminaire

| OLWX LED (5000K) | | | |
|------------------|-------------|--------|---------------------------|
| Model | Input Watts | Lumens | Metal Halide Replacement |
| OLWX1 13W | 14W | 1,289 | 70W |
| OLWX1 20W | 20W | 2,663 | 175W |
| OLWX1 40W | 37W | 4,079 | 250W |
| OLWX2 90W | 78W | 10,000 | 400W <20' mounting height |
| OLWX2 150W | 147W | 18,200 | 400W >20' mounting height |



OLWX1 replaces up to 250W MH

OLWX2 replaces up to 400W MH



Quick Facts:

- Replaces 70W - 400W metal halide wallpacks
- Two product sizes
- Lumen packages ranging from 1,270 - 18,200 lumens
- 5000K CCT and 4000K CCT
- Can be inverted for uplight

OLWX LED Wall Luminaire

Ordering Information

EXAMPLE: OLWX2 LED 150W 50K DDB

OLWX1 LED & OLWX2 LED

| Series | Performance Package | Color temperature | Voltage | Control Options | Finish |
|-----------|---------------------|------------------------|----------------------------|---|-----------------|
| OLWX1 LED | 13W | 40K 4000K ¹ | (blank) MVOLT ² | (blank) none | DDB Dark bronze |
| | 20W | 50K 5000K | 120 120V ³ | PE 120V Button Photocell ^{1,3} | |
| | 40W | | 347 347V | | |
| OLWX2 LED | 90W | | | | |
| | 150W | | | | |

Flood Light Accessories

| | |
|----------|---------------------|
| OLWX1TS | Slipfitter - size 1 |
| OLWX1YK | Yoke - size 1 |
| OLWX1THK | Knuckle - size 1 |
| OLWX2TS | Slipfitter - size 2 |
| OLWX2YK | Yoke - size 2 |

Notes

- 1 Not available with 347V option
- 2 MVOLT driver operates on any line voltage from 120-277V (50/60Hz)
- 3 Specify 120V when ordering with photocell (PE option)

Wall Mounting Options



Wiring Box for Conduit



Mounting Plate



Inverted



Yoke**



Slipfitter**



Knuckle (OLWX1 only)**



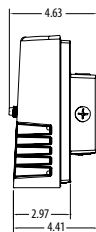
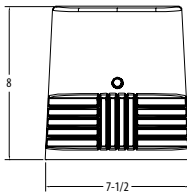
Top Visor & Vandal Guard**

** Flood mounting accessories sold separately. Top Visor and Vandal Guard included with purchase of any flood mount accessory.

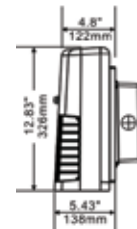
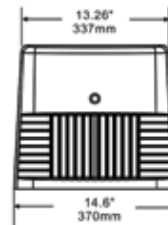
Flood Mounting Options

Product Dimensions

OLWX1



OLWX2



Learn more about our LED floodlighting solutions at www.lithonia.com