

# LUMINAIRE SCHEDULE

Symbol	Label	Qty	Catalog Number	Description	Lamp	File	Lumens	LLF	Watts
□	C	9	MARK#PORTICO-LDS-24-254T5	"PORTICO LDS" RECESSED LAYIN, TWO 54WATT T5 LAMPS, INDIRECT/DIRECT, SOFT WHITE ACRYLIC LENS. LCST:FIXTURE LP1 48.7C, LP2 46.7C. LCST:BARE LAMP LP1 34.9, LP2 34.1C	TWO 54-WATT LINEAR FLUORESCENT T5HO, HORIZONTAL POS.	PORTICO_LDS_24_254T5_LT L17165.ies	4450	0.86	122.9

## STATISTICS

Description	Symbol	Avg	Max	Min	Max/Min	Avg/Min
1-Student Desk Light Level	+	67 fc	78 fc	49 fc	1.6:1	1.4:1
2-Projection Screen	×	30.0 fc	34.7 fc	18.0 fc	1.9:1	1.7:1
3-Side Wall	□	44 fc	57 fc	29 fc	2.0:1	1.5:1
5-Back Wall	✕	32 fc	34 fc	27 fc	1.3:1	1.2:1
Teacher Desk Horizontal	◇	56 fc	62 fc	51 fc	1.2:1	1.1:1
Whiteboard	■	11 fc	12 fc	8 fc	1.5:1	1.4:1

## POWER DENSITY STATISTICS

Name	# Luminaires	Total Watts	Area
Classroom	9	1106.10 W	900.00 ft <sup>2</sup>

## NOTES

1. Levels shown are maintained footcandles, based on mean LLD of .94 and LDD of .91.
2. Ballast factor 1.0
3. Horizontal task planes are 2.5' AFF.



mark architectural lighting

3 Kilmer Road  
Edison, NJ 08817  
Ph: 732-985-2600  
Fax: 732-985-8441

Typical Classroom layout  
2 x 4 Mark Portico LDS  
Lighting Analysis

**Designer**  
Wayne Palmer, LC

**Date**  
Jan 29, 2008

**Scale**  
See plan view

**Drawing No.**  
99900309A3

1 of 3



mark architectural lighting

3 Kilmer Road  
Edison, NJ 08817  
Ph: 732-985-2600  
Fax: 732-985-8441

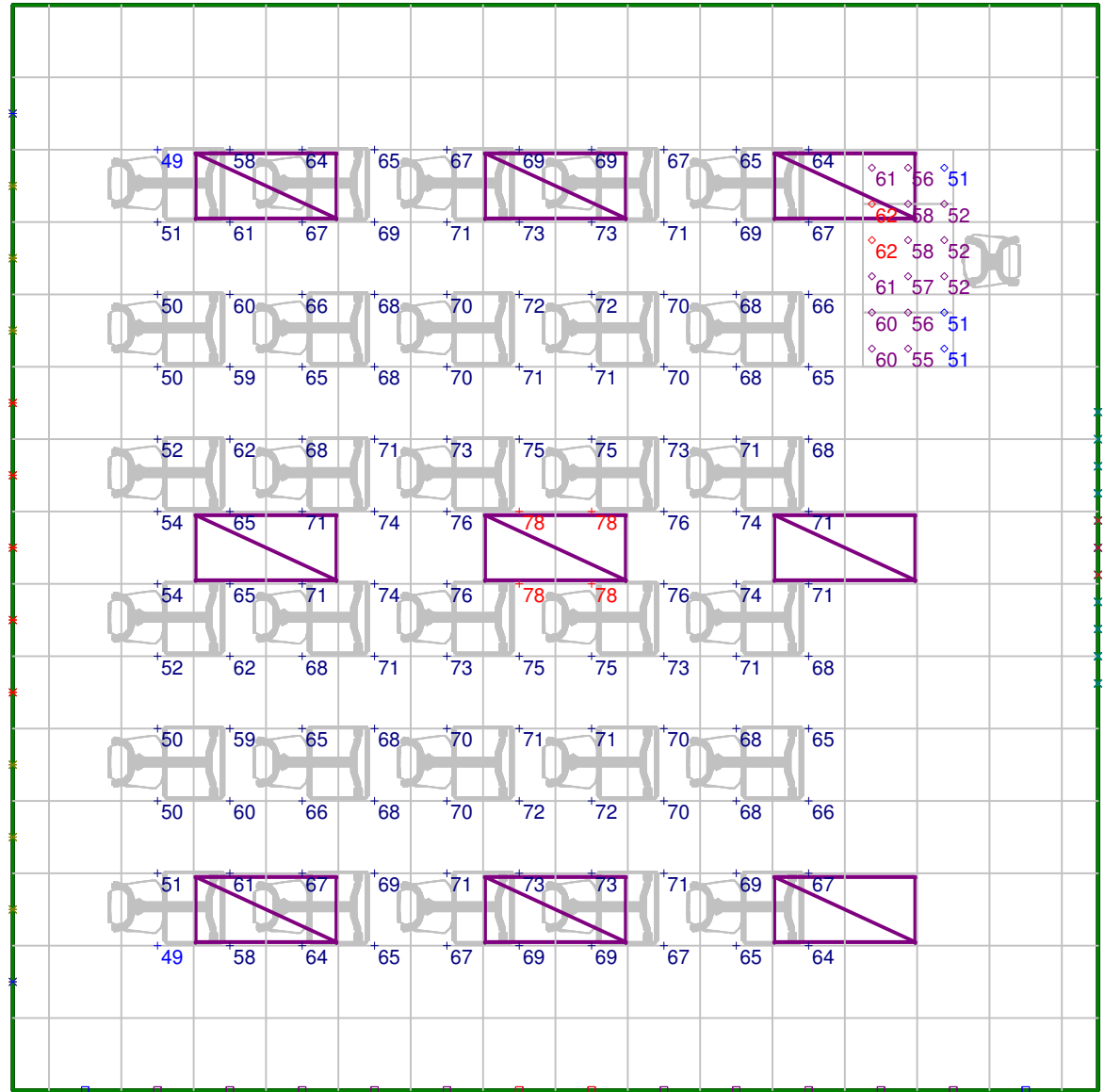
Typical Classroom layout  
2 x 4 Mark Portico LDS  
Lighting Analysis

**Designer**  
Wayne Palmer, LC

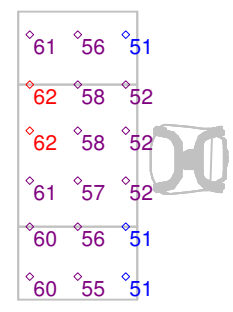
**Date**  
Jan 29, 2008

**Scale**  
See plan view

**Drawing No.**  
99900309A3



**Plan View**  
Scale 1" = 5'



**Teacher Desk Horizontal**  
Scale 1" = 4'

21.1 20.9 20.4 19.5 18.5 18.0 18.5 19.5 20.4 20.9 21.1  
 25.7 25.5 25.0 24.2 23.3 22.9 23.4 22.5 25.5 25.7  
 28.9 28.9 28.7 28.4 27.9 27.7 27.9 28.4 28.7 28.9  
 31.2 31.4 31.4 31.3 31.2 31.1 31.2 31.3 31.4 31.2  
 32.7 33.0 33.2 33.3 33.3 33.3 33.3 33.3 33.3 32.7  
 33.6 33.9 34.1 34.2 34.3 34.3 34.3 34.2 34.1 33.6  
 34.0 34.3 34.6 34.7 34.7 34.7 34.6 34.3 34.0  
 34.0 34.2 34.3 34.4 34.5 34.6 34.5 34.4 34.3 34.0

**Projection Screen**  
Scale 1" = 3.5'

Calculated values include direct and interreflected components.



mark architectural lighting

3 Kilmer Road  
Edison, NJ 08817  
Ph: 732-985-2600  
Fax: 732-985-8441

# Typical Classroom layout 2 x 4 Mark Portico LDS Lighting Analysis

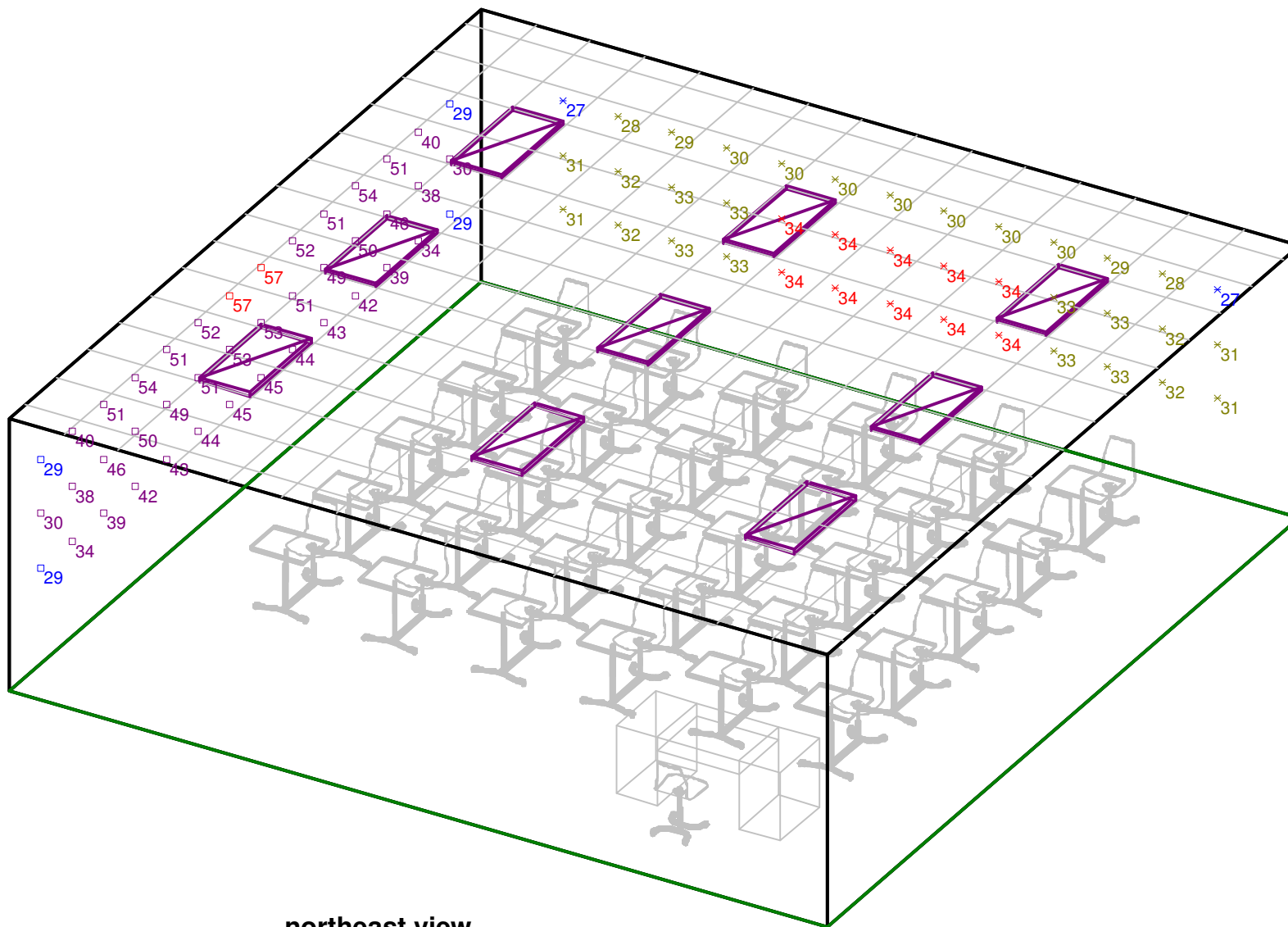
**Designer**  
Wayne Palmer, LC

**Date**  
Jan 29, 2008

**Scale**  
See plan view

**Drawing No.**  
99900309A3

3 of 3



**northeast view**

Not to Scale