


LUMINAIRE SCHEDULE

Symbol	Label	Qty	Catalog Number	Description	Lamp	File	Lumens	LLF	Watts
	B	12	MARK # AURORA LDS 24 228T5 SWR	2' X 4' AURORA RECESSED LAY-IN, TWO (2) 28 WATT T5 LAMPS, DIRECT/INDIRECT, w/SOFT WHITE RIBBED LENSES	TWO 28-WATT T5 LINEAR FLUORESCENT, HORIZONTAL POSITION.	AURORA_AUL DS_24_228T5_ SWR_LTL1648 0.IES	2600	0.72	62.2

STATISTICS


Description	Symbol	Avg	Max	Min	Max/Min	Avg/Min
1-Student Desk Light Level	+	32 fc	36 fc	29 fc	1.2:1	1.1:1
2-Projection Screen	×	23.3 fc	43.3 fc	11.0 fc	3.9:1	2.1:1
3-Side Wall	□	21 fc	22 fc	18 fc	1.2:1	1.2:1
5-Back Wall	✱	21 fc	35 fc	17 fc	2.1:1	1.2:1
Teacher Desk Horizontal	◇	30 fc	31 fc	29 fc	1.1:1	1.0:1
Whiteboard	■	11 fc	12 fc	8 fc	1.5:1	1.4:1

POWER DENSITY STATISTICS

Name	# Luminaires	Total Watts	Area
Classroom	12	746.40 W	900.00 ft ²

NOTES

1. Levels shown are maintained footcandles, based on mean LLD of .94 and LDD of .91.
2. Ballast factor .85
3. Horizontal task planes are 2.5' AFF.



mark architectural lighting

3 Kilmer Road
Edison, NJ 08817
Ph: 732-985-2600
Fax: 732-985-8441

Typical Classroom layout
2 x 4 Mark Aurora LDS
Lighting Analysis

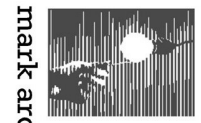
Designer
Wayne Palmer, LC

Date
Jan 29, 2008

Scale
See plan view

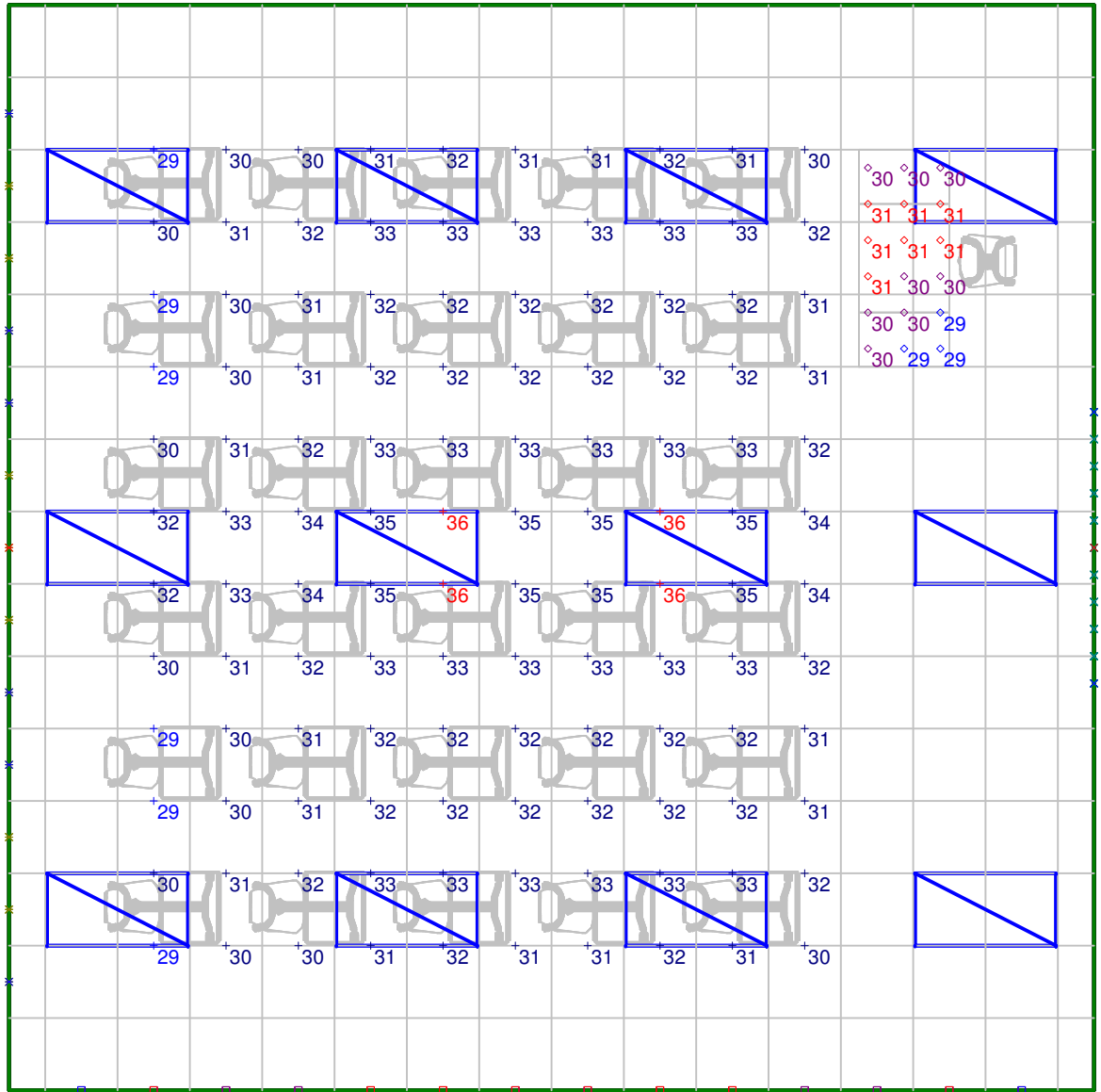
Drawing No.
99900309A1

1 of 3

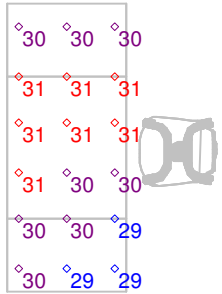


mark architectural lighting

3 Kilmer Road
Edison, NJ 08817
Ph: 732-985-2600
Fax: 732-985-8441



Plan View
Scale 1" = 5'



Teacher Desk Horizontal
Scale 1" = 4'

11.0 13.2 17.3 24.3 32.4 36.3 32.4 24.2 17.3 13.2 11.0
 15.8 18.6 23.5 31.0 39.5 43.3 39.5 31.0 23.5 18.6 15.8
 18.2 20.8 24.9 30.4 35.9 38.1 35.9 30.4 24.9 20.8 18.2
 19.2 21.2 24.4 28.0 31.1 32.4 31.1 28.0 24.4 21.2 19.2
 19.4 21.0 23.0 25.3 27.1 27.7 27.1 25.3 23.0 21.0 19.4
 19.2 20.2 21.6 22.9 24.0 24.5 24.0 22.9 21.6 20.2 19.2
 18.7 19.4 20.2 21.1 21.7 22.0 21.7 21.1 20.2 19.4 18.7
 18.1 18.6 19.1 19.7 20.0 20.2 20.0 19.7 19.1 18.6 18.1

Projection Screen
Scale 1" = 3.5'

Typical Classroom layout
2 x 4 Mark Aurora LDS
Lighting Analysis

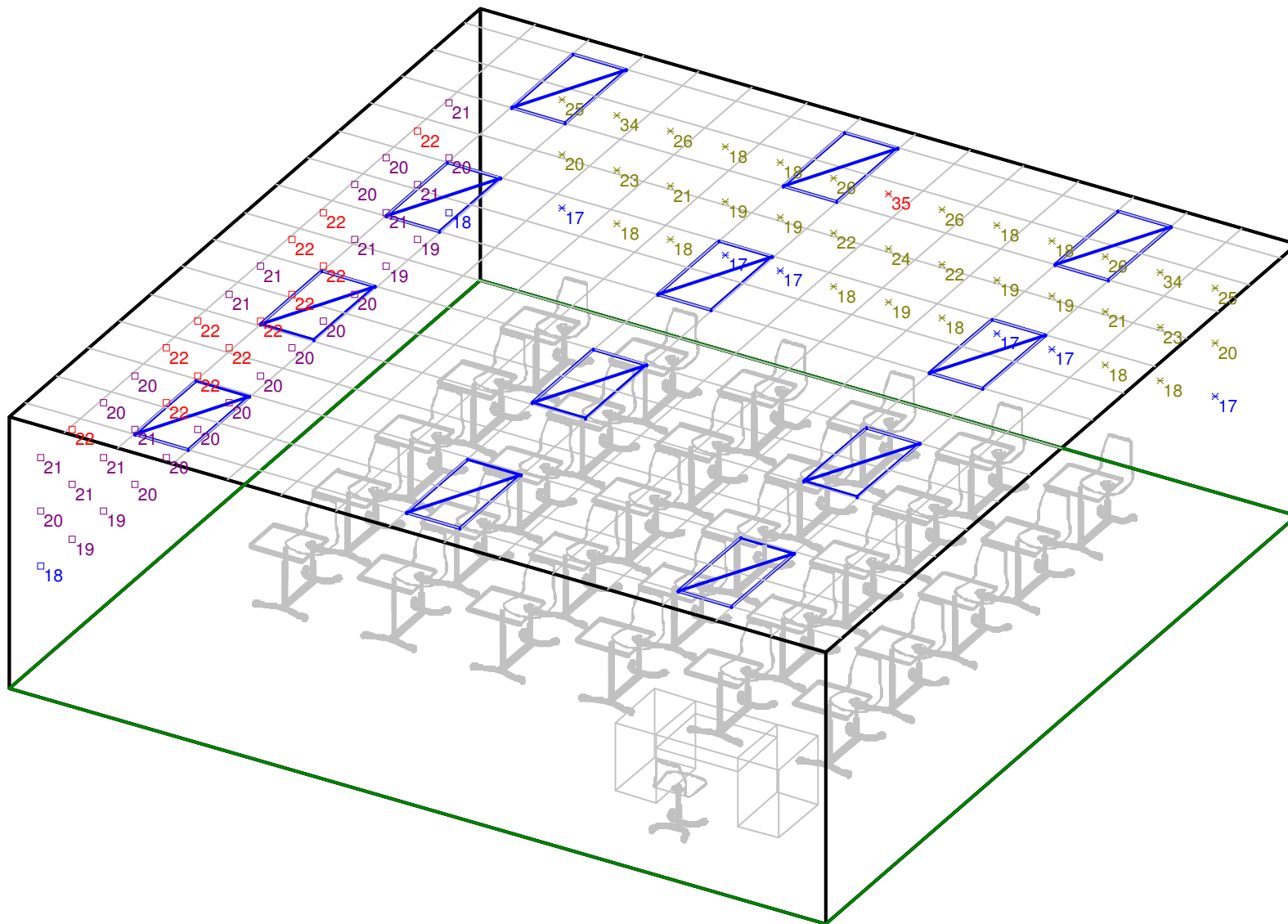
Designer
Wayne Palmer, LC

Date
Jan 29, 2008

Scale
See plan view


Drawing No.
99900309A1

Calculated values include direct and interreflected components.



northeast view

Not to Scale



mark architectural lighting

3 Kilmer Road
Edison, NJ 08817
Ph: 732-985-2600
Fax: 732-985-8441

Typical Classroom layout
2 x 4 Mark Aurora LDS
Lighting Analysis

Designer
Wayne Palmer, LC

Date
Jan 29, 2008

Scale
See plan view

Drawing No.
99900309A1